



# Alden Lane Nursery Newsletter

MARCH 2006

Serving You Since 1955

981 Alden Lane, Livermore, CA • [www.aldenlane.com](http://www.aldenlane.com) • (925) 447-0280

## Announcements

Watch the Valley Gardener for great gardening tips with host Jacquie Williams-Courtright. Check program guide for time – [www.ctv30.org](http://www.ctv30.org).

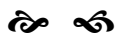


**Livermore-Amador Valley Garden Club** will meet on Tuesday, March 14th at 7 p.m. at the Alisal School, 1454 Santa Rita Rd., Pleasanton to hear Don Mahoney speak on **"BirdSong & Butterfly Flight – Designing Nature into the Garden"**. On Tuesday April 4th William McNamara of Quarry Hill will talk about **"Plant Hunting In China"**.

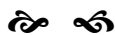
The Livermore-Amador Valley Garden Club **Annual Plant Sale** will be Saturday, April 8th from 9 a.m. to noon in the parking lot of Amador Valley High School, 1155 Santa Rita Rd, Pleasanton. For more information call Bev at 925-485-7812.



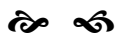
**Mt. Diablo Rose Society** meets the 2nd Wed. of the month, 7:30 p.m. at the Dublin Library, 200 Civic Plaza, Dublin. Call for details 829-4929.



**Winter Tours** in Walnut Creek of **The Ruth Bancroft Garden** will be held every Saturday until March 25th. Reservations are required. For more info call 925-210-9663 or visit their website: [www.ruthbancroftgarden.org](http://www.ruthbancroftgarden.org)



Come to the **61st Annual Northern California Camellia Society Show** at the Pleasant Hill Community Center, 320 Civic Drive, Pleasant Hill, Sat. & Sun., March 4 & 5. Admission is free. Show hours are 2-6 p.m. Saturday and 12-5 p.m. on Sunday. For more information email [GHGoff@aol.com](mailto:GHGoff@aol.com).



If you like armloads of cut flowers in spring & summer you can start now by planting gladiolus, dahlias and other **summer blooming bulbs**. Alden Lane has a full complement available.

## COME TO THESE SPRING EVENTS AT ALDEN LANE NURSERY

### Citrus Tasting - March 4 & 5



If you have a hankering to know the difference between orange varieties, what parentage a tangelo might have or if there's a certain lemon variety that makes great lemonade come to Alden Lane's Citrus Tasting on Sat, March 4th & Sun., March 5th from 10 a.m - 4 p.m. On Saturday there will be a special appearance by **Frank Lopez**, citrus expert from Willits and Newcomb Citrus Growers. **Bring your questions and ask the expert!** Try varieties you may never have heard of as well as the common household varieties – Acidless Blood Orange, variegated Pink Eureka Lemon, Indian Sweet Lime, Melogold Grapefruit, Tahitian Pummelo, Red Shaddock, Indio Mandarinquat and a very "bizarre" variety called Buddah's Hand. Or drop by on Sunday and Alden Lane's professional staff will answer your questions.

### The 2006 Daffodil Show

Co-Sponsored by: The Northern California Daffodil Society and Alden Lane Nursery

**Groom those blooms to enter on Saturday morning, March 11th. Mark your calendars now and watch for more details in the next newsletter.**

**Come by:** March 11th, 1:00 p.m. to 5:00 p.m. and March 12th, 9:00 a.m. to 4:00 p.m.

**Daffodil Lecture:** Saturday, March 11th at 2:00 p.m.

Plan to attend this interesting and free special guest lecture entitled **"Greeting Spring With Amazing New Daffodils"** by daffodil expert, **Robert Spolts**.



**San Francisco Garden Show** will be held March 15-19. **Purchase Early Bird discounted tickets for \$17 at the nursery through March 7th.**

After this date the tickets are \$20 and still available here at the nursery. For more info go to [www.gardenshow.com](http://www.gardenshow.com) for show hours, driving directions and educational opportunities.




Remember **Seed Potatoes** are available now. Choose red, white and russet, purple and yellow varieties.

The 21st annual **Bouquet's to Art** is back at the de Young Museum in San Francisco, March 21-25. Floral designers fill the museum galleries with floral tributes complementing works of art. For prices and more information, call 415-750-3504 or visit [www.bouquetstoart.org](http://www.bouquetstoart.org).



**Spring Rose Care Seminar** – Join Ken and Judy Jones on March 4th from 10 a.m. to noon at Alden Lane Nursery and learn how to care for your roses in spring and summer. Call the nursery to reserve a seat.



## Don't You *LOVE* Spring?

Easter is the perfect time to welcome spring into your garden and your home! Here at Alden Lane we would LOVE to help you with your special spring celebration! You can choose from pre-assembled baskets of blooming bulbs or let us help put one together especially for you. A variety of statuary bunnies are also available in different finishes and poses that will help to bring a spring tableau together.

Turn a vase, glass cylinder, terra cotta dish or lined baskets planted with grass seed into a focal point or accent for your home. Barley seed will germinate and grow in just a few days. Fill the grassy basket with jeweled or ceramic eggs, feathered bird accessories or a small village and enjoy a green carpet of spring indoors. Ask the staff for directions.

Come in for great ideas, from custom planters filled with all your favorite colors, to blooming choices from our green house for your indoor table. There is nothing like decorating with blooming plants to welcome spring!

### Flowering Shrubs & Perennials Bring Glory to Spring

The garden is alive in March and April with flowering shrubs and trees. Everywhere you look the garden is shaking off the affects of a long winter's rest and rejoicing in the warmer spring temperatures. Flowering shrubs lead us into late spring and summer. By the time their glory has faded bedding plants are in full bloom and the shrubs are decked out with cool foliage providing a lush green backdrop for summer.

**Flowering Quince** is an old fashioned bloomer just right for these "modern" times. Just before spring makes a full appearance the buds swell and flowering Quince is filled with beautiful blossoms in various shades of pink, salmon, white and bi-colors. Flowering Quince makes an artful statement when cut and displayed in vases. The buds will continue to swell and flower indoors lending an Asian influence to your floral designs. Alden Lane is featuring a new flowering Quince called "Contorta". It has very interesting contorted branches with light pink blossoms.

The cascading form of Spiraea p. 'Plena' or **Bridal Wreath Spiraea** presents hundreds of tiny double white flowers shaped like roses on long graceful branches. It has a pleasant fragrance. Bridal wreath increases in size and "show" each year.

**Snowball viburnum** is a lovely addition to the landscape and will brighten the spring season with fluffy white flower balls. Its bare winter branches give way to beautiful clusters of flowers. The blooms start out green and become white on white as they mature. In the fall, cooling temperatures coax leaves to turn beautiful shades of red, cerise, and orange. This is a plant for all seasons.

**Lilac** is the one addition to the garden that transcends generational preference and is known for its sweet fragrance as well as armloads of cut flowers. Available in a large palette of colors from pure white, to pink, rose, lavender, purple and some bi-colors. Flowers appear in April and May.

**Peonies** are an excellent addition to a perennial border or cottage garden. Many of them have a fragrance similar to old fashioned rose varieties. Peonies are long lived and are available in a range of colors, and single, semi-double or double flower forms. They make excellent cut flowers.

### Plant Dahlias NOW!

Spring bulbs are on hand and the dahlia collection is particularly stunning this year.

Dahlias are brilliant, beautiful flowers that grow from tubers that look like sweet potatoes. If you haven't tried them, you will find dahlias are easy and extremely rewarding. Flower colors range across the full spectrum including a new blue dahlia this year. Color is fabulous, but the bloom size of some of these is amazing, with some varieties reaching 10" across.



Plant dahlias in a full to morning sun spot in soil that drains well. Plant them after the danger of frost passes (March 15.) Dig a big hole and improve the soil with a generous amount of **Gold Rush Soil** amendment. Add **E.B. Stone Organic Bulb** food, or **Bone Meal** and mix in the bottom of the hole and plant the tubers on their side 6" deep. Nurture them along with water and an additional feeding with **Formula 49** as the buds form in summer. Watch for a spectacular summer display that will continue right into fall.

### Back to Basics . . .

#### *Fertilize for Spring*

Winter cold and rains have leached nutrients from the soil. Support spring growth of shrubs and trees with **Masters Formula 49** all purpose fertilizer. We recommend 2 table-spoons per foot of height or width of plant. Scatter around the base of the plant and water thoroughly. Citrus & avocado trees need monthly applications of Master's Citrus Food. We carry **Master's Rose and Azalea and Camellia Food** for acid loving plants. Feed Azaleas, Camellias and Rhododendrons after they bloom. Feed monthly through October.

# MARCH GARDENING CALENDAR

- ☑ **Plant a tree in your garden**, your park or your local school and you will bring:
  - *Reduced energy usage.* A well placed tree will provide cooling shade in the summer and insulation in the winter.
  - *Cleaner air.* Did you know trees absorb 26 lbs. of carbon dioxide and replace it with precious oxygen.
  - *Homes for birds.* Trees provide shelter and homes for our feathered friends.
  - *Cooler communities.* Trees provide an oasis of shade during the summers.



☑ **Feed! Feed! Feed!** Winter cold and the rains have washed nutrients from the soil. Fertilize all of your plants to support spring growth. For landscape shrubs and trees feed with **Master's Formula 49 All Purpose Plant Food**. If you have a citrus or avocado trees, use **Master's Citrus Food**. This is a good time to start feeding fruit trees, grapes and berries. We recommend **Master's Fruit Tree & Vine Food** for the nutrition your plants need to produce the best crop ever! Your roses will appreciate a monthly feeding of **Master's Rose & Flower Food**.

☑ Prune azaleas and camellias into shape after their blooms have faded. Feed them with **Master's Camellia, Azalea and Gardenia Food and Iron Plus** monthly through October.

☑ **Place Yellow Jacket traps** out early this month to catch the queen before she starts her family. Prevention is the best cure!

☑ Give your lawn "a meal – not a snack" with **Master Green Lawn Food**.

☑ Now is the time to set out snail bait. We carry **Master's Snail** control products in a variety of forms. Use **Sluggo** if you want a non toxic alternative.

☑ Remember to plant **gladiolus bulbs** (corms) every two weeks and you'll have armloads of cut flowers through the summer.

☑ **Remember to water** plants under eaves and in containers. It's important now to deep water trees and shrubs if it isn't raining on a regular basis. If it stops raining, deep root water your trees and shrubs. Their root systems are starting to grow now.

☑ **Plant your potatoes** on St. Patrick's Day if you haven't got them in the ground. See us for instructions and best varieties.

☑ **Start annual morning glories** from seed this month and establish them in the garden or a pot by summer! Morning glories are one of the most stunning of the old fashioned garden flowers. Flowers are huge – three to five inches across – and bright, colorful blue, purple or pink. Best of all, morning glories are easy!



☑ **Prevent Wormy Apples - Control Coddling Moth.** If you have apple trees and want to monitor codling moth activity to determine the best time to spray: use our **Surefire Fruit Tree Pest Traps**. The lure or bait in the trap duplicates the female codling moth's pheromone (scented hormone), which attracts the male moths and captures them before they are able to mate. Codling moth traps should be placed into apple trees soon to monitor or control codling moth activity. Traps should be used at least two weeks before buds break. Use two Fruit Tree Pest Traps per apple tree to help you monitor codling moth activity. Each carton includes 2 traps, lure and hanger. If you determine you have codling moths then begin to spray with **GardenTech Sevin, Spray Grip** and **vinegar**. (If you want to control the codling moths with traps alone, use 4 traps per tree.)

☑ **Repel aphids before they arrive!** Aphids and other insects can be prevented by using "**Garlic Barrier**". Studies have shown that the smell of garlic confuses the aphids and they can't navigate through an area as they wish. (Word has it that the same is true with bees, so be careful not to spray where you will be counting on the bees for pollination.)

## Your Email Address Can Save You Time & Money At Alden Lane Nursery!!

### *Special Contests, Special Coupons and Special Savings for Email Registered people only*

Join many of your neighbors who are already part of the Alden Lane Email Registered Family. **All you have to do is go to: <http://www.aldenlane.com/register.htm>** and register your Email address. Naturally, your PRIVACY will be respected and your Email Address will NOT be given to anyone else. AND, if for any reason you want to discontinue, EVERY email we send you will have a simple "please no more" link that you only need to click and we will STOP sending you Emails immediately – NO questions asked.



## Arbor Day is March 7th

Celebrate by planting a tree in your yard or a favorite school or park. In addition to baby tree seedlings for 2nd graders in the Livermore and Pleasanton School districts, Alden Lane is offering a free tree valued at \$39.99, or a credit of \$39.99 toward a larger or more expensive tree to be donated to your school or park (one tree per site please). Contact the recipient to ask what kind of tree they would like, then call us to reserve. We will hold your tree selection at the nursery until you or the recipient can pick up for planting. A planting package is available for the nominal fee of \$15.00. This includes planting mix, stake, ties and starter fertilizer tablets. We are happy to help in the greening of our community.

## Invest In Your Garden Soil

This is the time! Just ahead of the major spring growth spurt – care for your plants by caring for the soil. Early this month provide plant food or amendment to nurture and nourish the up and coming green growth.

✓ **E.B. Stone Organic Fertilizers** are a good source of nutrients with several product options to target your specific plant type. (Vegetables, tropicals, lawn or fruit trees, etc.) Organic fertilizers are complete and release nutrients slowly as the plant needs them so you avoid over-doing it with a gush of green (aphid attracting) growth. Organic fertilizers also hang around longer in the soil so you feed less often.

✓ **Spiral Ground Stone Meal** is a natural rock dust that, when added to the soil, provides the plants with a flush of important minerals that can affect cell wall structure, color and flavor, as well as the nutrient content of vegetables. (Adding rock dust to your garden is like moving your garden to fantastic, alluvial soil.) It's a good way to re-invigorate your soil.

✓ Boost the population of active microbes in your soil by applying **Soil Soup**. Microbes are active in converting nutrients and minerals to a form the plant can use. Soil Soup is a living compost tea with literally billions of beneficial living soil microbes. We brew it fresh right here at the nursery. Bring your own gallon jug, or let us provide one. Because Soil Soup is a living product, apply within 24-48 hours. It makes healthier, stronger plant growth and better looking plants "naturally".

## Spading Forks Make Gardening Easier

One of a gardener's most valued tools is certainly a spading fork, especially in our heavy clay soils. Looking like a four-pronged pitchfork but with flattened prongs, a spading fork allows one to dig planting holes and turn over bedding soils with less effort than the conventional all-American, long-handled shovel. No tool penetrates valley soils when they are dry, but when soils are softened by spring rains; a spading fork beats out a shovel because less surface area touches the soil surface. In other words, the weight and effort of the gardener goes farther. Use a spading fork whenever you would use a conventional shovel.

## Do We Have Pots!!!!

### Our best selection of pots ever!

**NEW!** A more accessible spot near the bedding plants.

- ◆ Add whimsy and fun to your patio, garden, or indoors with potted gardens.
- ◆ Create potted themed gardens 4th of July, summer bulbs, cacti and succulents
- ◆ Use a pot to create your own water feature. Add a pump, fish and water plants.
- ◆ Line an entryway with potted color for curb appeal your neighbors will envy.
- ◆ Experiment with new plants in pots and see how you like them.
- ◆ Enjoy a plant you've always desired in a beautiful container.
- ◆ Pot up a beautiful specimen plant that makes a show all of its own.
- ◆ Start a movable garden for plants that need a change with the seasons.
- ◆ Locate an herb garden right next to your kitchen.
- ◆ Pots provide a beautiful way to grow citrus fruits
- ◆ Pots add more space to increase your gardening pleasure.

***If you purchase your pot, plant and soil at Alden Lane, we will repot your plants for FREE!***



## Come Join Our Wall Worthy Garden Corridor!

Alden Lane has a customer "garden of fame" if you will and all are invited to participate. Bring us an 8x10 photo (nothing smaller please!) of your garden to share with everyone who works and visits the Nursery. We will display them on a public walkway to provide inspiration for novice gardeners and instill a friendly spirit of competition among our customers. Before & after shots of your garden

would be great. Here's how you can participate:

- Bring an 8x10 photo and leave it for Cyndee's attention at the information counter.
- Include your name, phone number and address
- Any additional information would be great – how old is the garden? Is it your first garden? Did you build it from scratch or transform an established garden? Anything you'd like to share.

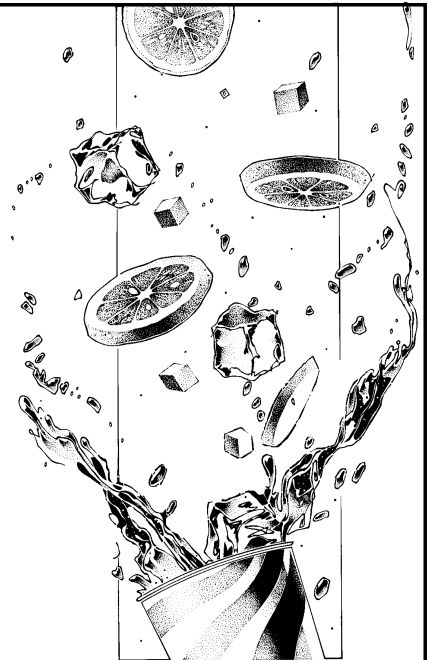
# Citrus For Valley Gardeners

There are many varieties of citrus that do well in our area. Select a lemon, tangerine, orange or grapefruit tree for home grown citrus. Choose a dwarf variety for a balcony or patio; they do equally well in planters or in the ground; or choose a standard size tree for larger spaces. It will add to the beauty of your landscape as well as produce delicious fruit. Follow these steps to a healthy, productive citrus:

➡ 1. Select a warm, sunny location. Citrus need heat and sun and they need to be protected from the wind and winter cold. The south side of your home is the warmest and provides maximum sun.

➡ 2. Provide a well drained soil that allows roots to absorb moisture, not stand in it. To avoid root rot, our heavy Valley soils need good soil preparation: dig a hole 2 times the size of the container and mix your soil 50-50 with **Master's Planting Mix**. Add and mix a cup of **Master Start** to the hole, backfill with the soil mix and water with **Root Master B-1**. For container planting, plant directly into **Master's Potting Soil**. Do not cover the top of the existing rootball and trunk with any soil.

➡ 3. Fertilize monthly as citrus are heavy feeders. Use **Master's Citrus Food**.



## DON'T MISS OUR CITRUS TASTING

Saturday, March 4th and Sunday, March 5th. On Saturday, Frank of **Willits and Newcomb Citrus Growers** will be on hand from 10:00 a.m. to 4:00 p.m. Bring your questions! Our nursery experts will staff the booth on Sunday, March 5th from 10:00 a.m. to 4:00 p.m.

TREE	FRUIT	HARVEST	TREE SIZE
<b>LEMON</b>			
Eureka	Standard market lemon; good for lemonade/pies	Dec. to March	Tree to 20'; Dwarf to 5'-10', Can reach 12'
Meyer	Heavy producers; sweeter; less acid, slightly orange	Nearly year round	Tree to 20'; Dwarf to 5'-10', Can reach 12'
Italian	Ripens the same time as Eureka with a tasty flavor. Great for cooking and lemonade.	Dec. to March	
<b>LIME</b>			
Bearss	Almost lemon size; juicy yellow-green when ripe	Fall/Winter	Dense growth 25'. Dwarf to 8'
<b>TANGERINE</b>			
Dancy	Standard market tangerine; heavy bearer	Jan. to April	Upright growth to 15'. Dwarf to 8'
Kara	Medium large, tart-sweet; adapted to cold areas	March to May	Spreads to 15'. Dwarf to 6'
Owari Satsuma	Seedless; very easy to peel	Nov. to Jan.	Spreads to 15', Dwarf to 6'
<b>TANGELO</b>			
Minneola	Large; bright orange-red; easy to peel	Feb to April	Vigorous to 20'. Dwarf to 8-10'
<b>ORANGE</b>			
Valencia	Traditional juice orange; sweet; some seeds	July to Dec.	Growth to 20'. Dwarf to 8-10'
Washington	Large; easy to peel; standard eating	Dec. to April	Round to 16'; Dwarf to 10'
Cara Cara	Rich flavor and beautiful salmon colored flesh.	Dec. to March	
<b>GRAPEFRUIT</b>			
Oroblanco	White; large; nearly seedless; very sweet and juicy	Nov. to March	Spreading to 20'; Dwarf to 10'
Rio Red	Red fleshed	June to Oct.	Spreading to 20'; Dwarf to 10'

*We recommend the following feeding care schedule for optimum growth and heavy fruit set.*

## Citrus Feeding & Care Schedule

**Year Around:** Feed **Master Nursery Citrus Food** monthly. Check directions for specifics.

**March, May & Sept.:** Apply **Iron Sulfate** or **Iron Plus** as directed. It acidifies and adds needed iron.

For insulation from the cold, spray the foliage of citrus trees with **Cloud Cover** in early November. Tent with a Plant & Seed Blanket from the Easy Garden or add outdoor Christmas lights for extra protection.

**Master Snail, Slug and Insect Bait:** Apply this bait as directed to control snails, slugs, & other hungry bugs.

# Want Something New & Exciting???

## Come to the Alden Lane Institute!!

Alden Lane Nursery launches a new series of classes designed to educate and inspire gardeners both new and old. Classes are scheduled every 2nd and 3rd Saturday throughout the year at 11:30 a.m. lasting about 30 minutes. See our website for a complete listing. The first classes in the series begin on March 18th.

### March 18th at 11:30 – Alden Lane's Top Trees

*"I need a very clean tree." "I want a tree that doesn't get too big." "I want a tree with well behaved roots." "I want fast shade." "I want color!"*

Every day customers come into Alden Lane looking for just the right tree. Hear a quick summary from our green goods buyer sharing top picks from trees suitable for our climate and particular needs. Hear what's tried and true, and what's up and coming. Call ahead to reserve a space.

### March 25th at 11:30 – Preparing a Hole Your Plant Can Live With

This class is meant to cover the basics of planting a shrub, tree or perennial. Take this class even if you are hiring someone to do your planting for you. (You will want to supervise the process with confidence.) Every year in late spring or

summer we see a lot of plants returned for replacement after gardeners have tried and failed to establish a new plant. Often the problem can be traced to a couple of simple principles that were missed the day the plant was installed. Take advantage of this short class to review planting essentials in an anonymous setting. Call ahead to reserve a space.

### Future Classes

- ➔ April 15th: 10 Ways to Kill Your Plant – Common Pitfalls to Avoid
- ➔ April 22nd: Exploring Vines – Covering Your Walls
- ➔ May 20th: Building Your Own Veggie Garden
- ➔ May 27th: Cranesbill Geraniums – A Hardy Group
- ➔ June 17th: Creating a Tropical Look in a Subtropical Climate
- ➔ June 25th: Made in the Shade – Plant Options for Shadows

## Do Tulips Grow on Trees?

By Steve Campbell

**YES!** The **deciduous magnolias**, *Magnolia soulangiana* is commonly referred to as the tulip tree because it has an abundance of large, tulip-shaped flowers. The flowers can be up to 12 inches in diameter, depending on the variety. Deciduous magnolias drop all their leaves by December, revealing their large silvery buds. Even in the darkest days of winter, I love seeing the budded magnolias, with the promise of spectacular early spring bloom.

With the first warm days of early spring, in February and March, the pointed buds begin to swell and crack color. Let the fun begin! White, pink, ruby red, creamy, yellows, purplish pink and deep purplish red are some of the many colorful choices available.

There are many different varieties of magnolias that thrive in our Bay Area climate, even in the full hot sun. They look great as a single specimen or used with mixed landscaped areas containing perennials, shrubs and other tree selections. Most grow between 10' and 20' and can be pruned into beautiful, multi-trunked specimens.

Some of the featured varieties at Alden Lane Nursery are a new variety from Monrovia called '*Black Tulip*' which sports goblet shaped deep burgundy flowers in March. This show stopper has a narrow growth pattern making it excellent for small garden spaces. It reaches a height of 15-20 feet. The '*Alexandrina*' has deep purplish pink flowers and three rare yellow varieties called '*Elizabeth*', '*Yellow Bird*' and '*Butterflies*' might really catch your eye. For the smaller garden, '*Nigra*' blossoms begin as deep purple and then fade as they open to reveal white inside. '*Stellata*' is a wonderful heavy bloomer with small 3 inch white flowers. Early March is the best time to see the Magnolias in bloom. Shop early for the best selection and **Yes! Tulips really do grow on trees.**



## Bayer Advanced Tree and Shrub Insect Control

Many gardeners have at least one tree that is particularly susceptible to insect infestations of one kind or another. Sometimes an insect drops a sticky substance that makes a mess of the patio or whatever is parked below it. An insect can weaken the tree, or in the case of borers, eventually kill the tree. Usually when a customer brings in samples to the nursery and wonders what can be done, the infestation is far enough along that any treatment is expensive and too late. **Bayer Advanced Tree and Shrub Insect Control** is effective and is very easy to use. Apply it now to prevent this year's infestations before they begin. This product can be used on ornamentals for control of borers, aphids and scale, as well as many other insects. (The product may also be used on a few apple-pear relatives, but is generally not for edibles). Bayer Advanced Tree and Shrub Insect Control is very easy to use. It is not sprayed on, but is diluted with water and poured around the base of the tree. **One application provides a whole year of protection.** Get a head start and apply it to those trees you have with a reputation for infestation.

# Get The Garden Ready This Month For Vegetables Next Month

Soil preparation is one of the premier things to do in March to get your garden plot ready for summer vegetables.

**1. Remove** all rocks, weeds and other debris. Follow the "Recipe For Good Garden Soil" for a soil that is waterwise, well drained and rich in nutrients.

**2. Frost protection and warmth** are of primary importance in the early spring garden. The chance of frost lingers into April. Use of protective covers will not only protect against frost, they will also warm the soil and encourage plants to grow and establish more quickly. We carry three products.

- Plant and seed blankets are plastic blankets that breathe that you roll out over your plants and seal in the heat as well as keep out the bugs.
- "Hot Cap", a waxed paper hat that covers each individual vegetable seedling to protect it from cold as well as from wind.
- And the "wall of water" which provides excellent protection and additional heat retention to promote quicker growth.

**3. Weeding, Cultivating and Mulching** are the trinity of projects that keep your garden growing. Weeds rob your garden of light, nutrients, moisture and space as well as host pests. Hand pick or hoe regularly or cover soil with a good mulch. You can use organic materials such as bark or **Master's Forest Blend**. Another choice would be landscape fabrics that retard weed growth and maintain soil moisture. Check with our staff on the proper amounts of mulch.

**4. Pest control** is a must for the protection of young seedlings. Check with a staffer for the right control in your garden.



## Good Garden Soil Starts Here!

If you are preparing a vegetable garden now or just dreaming about it, it's still a great time to improve the soil. Follow our "Recipe" to improve the texture and fertility of your little piece of earth. This should be a part of your vegetable garden routine 1 to 2 times a year. Amend the valley soils to give your plants their best opportunity for growth. Keep this recipe handy for your planting needs.

### GOOD GARDEN SOIL!

#### RECIPE FOR A GOOD GARDEN SOIL

For each 100 square feet add:

- 10 cubic feet of soil conditioner: **Master Gold Rush** or **Bumber Crop** (5-8 bags)
- 5 lbs. **Iron Sulfate** to acidify and add iron.
- 50 lbs. **Gypsum** to loosen hard soils as it adds sulfur & calcium. (An excellent addition in our heavy soil.)
- 10 lbs. **Master Vegetable Food** or **Master Flower Food**. **Master Formula 49** can be used for ground covers.

Mix well with your soil to an 8" depth and water well.



A \$75.00 Value

No purchase necessary.

Drawing to be held 3/31/ 2006.

You'll be enjoying home grown oranges, lemons or limes when you win your citrus in this month's contest. Just drop off entry form and you may be the winner!

#### YOU'LL WIN:

(1) **5 gallon citrus** of your choice (true dwarf or tree form)

2 cubic ft of **Master's Planting Mix**

4 lbs. of **Master's Start**  
5 lbs. of **Iron Sulfate** or **Iron Plus**

5 lbs. of **Master's Citrus Food**

#### CITRUS TREE

March 2006

Name: \_\_\_\_\_

Address: \_\_\_\_\_

City: \_\_\_\_\_

Phone: \_\_\_\_\_

Email: \_\_\_\_\_

Yes, I would like to receive the newsletter online.

# SPECIAL COUPON

Present This Coupon & A Canned Food Item  
TO RECEIVE FREE

## One Redwood Seedling

Additional seedlings can be  
purchased for only \$1.49 each



(\$1.49 Value)

Food Donations are Optional. All donations go to  
local relief agencies. One coupon per family, please!  
Offer Good March 1-31, 2006

# HOW TO FIND ALDEN LANE NURSERY



New Spring Nursery Hours: Open everyday from 8:30 a.m. to 6:00 p.m.



981 Alden Lane  
Livermore, CA 94550  
(925) 447-0280

Change Service Requested

**IMPORTANT!**  
Time Critical  
Please Deliver Promptly

PRSR STD  
U.S. POSTAGE  
**PAID**  
PERMIT #274  
Livermore, CA