



Alden Lane Nursery Newsletter

MAY 2008

Serving You Since 1955

981 Alden Lane, Livermore, CA • www.aldenlane.com • (925) 447-0280

Announcements

- **Watch the Valley Gardener** for great gardening tips with host Jacquie Williams-Courtright at 7:30 am every day, repeated on Saturday & Sunday at 11 am.
- **Livermore-Amador Valley Garden Club** meets the first Tuesday of the month at 7 p.m. at Alisal School, 1464 Santa Rita Road, Pleasanton. Mark your calendars to hear **Carolyn Parker** speaking on roses, Tuesday, May 6. The June 3rd meeting will be held at The Larkspur Room, Robert Livermore Community Center, 4444 East Ave., Livermore. For more info, contact Sally at 925-417-8809.
- The **Mt. Diablo Rose Society** meets the second Wednesday of the month, 7:30 p.m. at the Dublin Library, 200 Civic Plaza, Dublin. Call for details 829-4929.
- **Native Pollinators & Native Plants: Habitat Conservation for Wild Bees in Alameda County.** This free workshop will be held on Wednesday, Wednesday, May 7th, 6:30-7:30 p.m. Dublin Civic Center.
- **Visit Valley Perks Coffee Bar at Alden Lane!** Have you ever wanted a warm cup of coffee while you browse Alden Lane? Now you can sip a warm beverage while you shop. Valley Perks is in our "Seasons" store next to the greenhouse. Enjoy a cup next time you're in!
- Plan to attend the **Alameda County Fair – June 20 to July 6.** Buy advance sale tickets from Alden Lane. Tickets will be available starting May 10th.
Adults (13-61) are \$7.00, \$10.00 at the gate. Seniors 62+ are \$5.00, \$7.00 at the gate, Children 6-12 are \$4.00, \$ 6.00 at the gate, Children under 6 are FREE.
In addition to admission tickets, Family Packs and Carnival Tickets are available too.

Mother's Day Gifts

◇ Treat mom with the soothing scent of lavender. We have lavender sachets, lavender neck pillows, lavender soaps, spa masks, and silk pillowcases from **Sonoma Lavender**. To refresh and sooth the skin we have lavender lotion from **Bonny Doon Botanicals**. Also from Bonny Doon we have lavender room spray and lavender hand gel. We can personalize a refreshing spa package of lavender for your mother or for that special person in your life.

◇ If your mom is a rose lover we have rose patterned products to enhance any home. Featured are trays, mugs, and tins. For her purse we have rose pocket tissues. Along with the rose pattern we have botanical sachets, trays and candles. Another great Mother's Day gift is our **Advice from a Rose** T-shirts and caps.

◇ **Fiddler's Elbow** is a new product line for the mother in your life - or any gardening friend - and are made in the U.S.A. You will love their gardener tool totes, gardener waist aprons, and garden kneelers. The silk screen prints feature the artist **Marjolein Bastin**, a well known botanical illustrator.

◇ A perennial favorite for mom is our line of **gardener's hand lotion and soaps**. We carry Lemon Verbena and Herbal Mint scents. We have intensive therapy hand cream, hand lotion and hand scrub, a great gift for anyone on your gift list.

◇ As you can see the garden gift shop is brimming with great products for Mom and everyone on your gift list. Let us help you in creating that special gift package, we will help you personalize it and make it your own. Don't forget with the purchase of items from the gift shop **we will provide free gift wrap**.



A Mother's Day Treat for the Senses

Come and smell the roses, enjoy a beautiful stroll through our rose section, all our roses will be in peak bloom . . .
then give Mom a special treat . . .



We're offering a special event designed to treat your Mom, or other special lady in your life, like the queen she is. *You will plant a purse with annual flowers and garnish with a beautiful butterfly accessory*, then stroll through the roses up to the coffee shop where you will enjoy a *Almond Rocha Mocha drink with a delicious sweet treat from Valley Perks*, our coffee company on site! We will be offering this Mother's Day special on **Saturday, May 10** and **Sunday, May 11** from 11:00 - 4:00 p.m. Advance reservations are required, the cost is \$24.99 per person.



Dirt Day!

Our first **DIRT DAY** for kids and their families is coming **Saturday, MAY 31st from 10-4!!**

What better place to inspire and empower kids and their families than Alden Lane Nursery! We are partnering with many organizations to bring this eco-friendly gardening and conservation day to our community. **After all, you're never too old to play in the DIRT!**


Come and explore **CARNIVEROUS PLANTS, WIGGLY WORMS, AWESOME SPIDERS, BENEFICIAL BUGS. AND MUCH, MUCH MORE!!**

Kids of every age can experience how they can do their small part to make a huge impact on our planet. **SNAILTOPIA**, the **SAVE OUR EARTH ART SHOW, STORYTIME** (11 am and 1 pm), **LADYBUG RELEASE** (2:30 pm), plus all sorts of Make-and-Take projects. Plan to make a day of it!

Tickets will be available at Alden Lane Nursery April 1st. Buy early and **SAVE!** \$10.00 per child until May 30th. Family discount tickets apply when you purchase 3 or more tickets before May 30th. The family discount is \$1 off the pre-purchase price. Tickets purchased at the entrance are \$12.00 each per child

Capture 5 **WILD SNAILS** and release them into our **SPECIAL SNAILTOPIA ENVIRONMENT** and you will get 5 **FREE RAFFLE TICKETS** to win a **BACKYARD WORM COMPOSTER!**

Dirt Day Tickets include all Make-and-Take projects, dirt cake with worms, Lizard Fizz drink, lady bugs for the lady bug release at 2:30 pm, Storytime, Veggie art, planting project, bug masks, and a whole lot more!!



Kid's Club Activities

Register & Pre-Pay for our Stepping Stone Class

Saturday, June 7th
Cost is: \$20.
Time: 10:30 - 11:30 am

Come decorate a stepping-stone for Dad! It will be something he will cherish for years to come. A stepping stone decorated by a child with little pieces or memorabilia and a hand print will capture a moment in stone to be enjoyed more and more with the passage of time.

We make the mess, your kids get to be as creative as they wish, and we clean it up. We will have 9x9 stones poured and ready to decorate. Bring your own decorations, or use our collection of stones, beach glass and pottery for "Kids" of all ages. Call ahead to register and pre-pay.

DON'T Miss Out

It's Time for Bonus Dollars Again!

Our traditional springtime event - **Bonus Dollars are back!** Bonus Dollars are distributed April 1 through May 31. You earn 10% of your total purchases and are paid in Alden Lane Nursery Bonus Dollars. These Bonus Dollars are redeemable August 1-31. They are to be used for up to 50% of your purchases in August. For example: if you have 10 Bonus Dollars you may use all 10 on a purchase of \$20 or more.

(Bonus Dollars are not valid with other discounts or coupons. Bonus Dollars are not valid on sod, sale items or other special orders. Sales limited to stock on hand. Not redeemable for cash.)

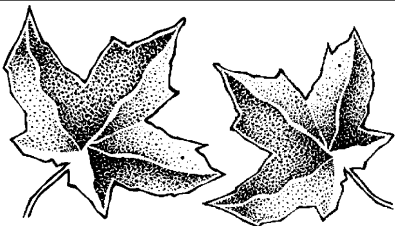


Salsa Alert!!


This summer's salsa is at Alden Lane Nursery today! If you forgot to plant your tomatoes, peppers and cilantro for zesty salsa - don't worry there's still time this month to plant a vegetable garden so hurry down and let us help you choose the right varieties of tomatoes, peppers, squash, cucumbers, beans, corn and eggplant for your summer cooking. We have a large selection of varieties available until the end of the month..

Notes for May Gardening

- Feed roses now and every two weeks for maximum rose production. Alternate between **MaxSea 16-16-16** and **Master's Rose Food**.
- Don't miss **two great rose shows** in Pleasanton this month. See details in the newsletter.
- Looking for gardening gloves? We like to recommend **Tahoe Gloves**. The reason they are so nice is that they are made using dress glove forms. The American Beauty glove . . . a gauntlet glove for pruning roses is a favorite. This glove is helpful in tackling the thorniest problems in style and comfort. Available in both men's and women's sizes.
- Thin apple and peach crops** if too much fruit has set. You'll get fewer but larger, juicier fruit.
- Timing is important for lawn grub control. If you had trouble with lawn grubs last summer and fall, now is the time to ready a treatment plan for prevention. Treating your lawn in May with **Bayer Season Long Grub Control** or **Nematodes** while the grubs are young and vulnerable is best.
- Deep root water trees and shrubs**. Never depend on lawn watering to take care of trees and shrubs or they will end up with surface roots. Begin deep watering with a Ross Root Feeder now and continue monthly through the hot summer season.
- Do you have bugs on vegetables? Use **Take Down**. This is an organic pesticide made entirely of plant-based products. (Canola Oil and Pyrethrins are a derivative of a chrysanthemum plant of the same name.) Take Down is an effective control for bugs in all stages of growth including eggs. It kills on contact and has little residual effect in the environment. (Pyrethrins break down in sunlight in a matter of a few hours.) In most cases vegetables can be sprayed up to the day of harvest. Also effective on ornamentals.
- Plant 4-inch vegetable plants** and save several weeks of growing time. Remember to protect them from hungry snails and slugs with **Master Snail, Slug and Insect Control** or pet safe **Slug Plus**. It controls slugs, snails and insects.
- Scale insects affect citrus as well as a slew of ornamentals. Adults are little stationary bumps on stems and leaves. Offspring hide beneath mother's protective shell, venturing out as the weather warms searching for a new place to colonize. Control by spraying with **Master Nursery Pest Fighter Oil**. Or for tough cases on ornamental plants apply **Ortho Systemic Insect Killer**.
- Prevent olive fruit set with **Florel Brand Growth Regulator**. Spray the olive when the tree has just reached full bloom. Olive flowers are very small, so watch closely. Full bloom usually occurs in early May. Spray the whole tree thoroughly. We have the names of commercial spray companies that can help too.
- Mulching does wonders for your garden** As well as looking good, mulching suppresses weeds and keeps roots cool. It also retains soil moisture. We suggest a mulch layer 4 inches thick. We are especially fond of **Micro-bark** because it looks good and breaks down relatively soon. Before the weather warms too much more, apply a thick layer of mulch, you will enjoy the results. Don't mulch right up to the plant trunk or stem. Leave 4 to 6 inches of breathing room.
- Whitewash the trunks of fruit trees with **Tree Trunk White**. Rising temperatures can heat the surface of your fruit trees and other trees to lethally hot temperatures. It's not unusual to see the entire south face of a young fruit tree cracked and scarred by sunburn. Applying a white wash coating to the trunk will reflect heat away from the tender tissue and protect the trees.
- Feed Citrus monthly. We recommend **Master Nursery Citrus Food**, or for a completely organic approach, use **E.B. Stone Citrus and Fruit Tree Fertilizer**. Make quarterly applications of **Iron Sulfate** for optimum feeding and greening.
- Ladybugs** and **praying mantis** to the rescue! Control aphids, beetles, scale and leafhoppers naturally.
- Remember we close at 5 p.m. on May 26th Memorial Day!*



PLAN AHEAD! Concrete Leaf Classes!



By popular demand, Sue and Heather of Alden Lane will present concrete leaf classes this Summer. Many folks have seen these spectacularly colorful leaves in our greenhouse display and wanted to learn the process to make their very own creations. They make wonderful garden ornaments, birdbaths, and even fountains.

These leaves are not made from molds, but from the wonderful leaves abundant in the garden this time of year. It is a

very fun project, and we will provide all the necessary materials and instruction to make a medium size 10"- 12" concrete leaf — just bring yourself, a pair of rubber gloves and clothes you can get dirty. You will leave the finished project with us for a week to partially cure before taking it home. Once you make one leaf, you'll want to make more and more-it's very addicting because they come out so beautifully. We will equip you with the knowledge you need to create a garden full of exotic leaves.

Class cost \$48.00 per class, 15 person class limit. Please pre-register with our Alden Lane cashiers. Please allow for 1½ to 2 hours class time. Classes are scheduled as follows:

Saturday	June 14	2:00 pm
Saturday	June 28	11:00 am
Saturday	July 26	11:00 am
Thursday	August 14	6:30 pm



Back by Popular Demand! Orchid University

This is your opportunity to learn the basics and beyond about the intricate world of ORCHIDS. Sue Fordyce will “demystify the mystical” and teach you what you need to know to grow-and BLOOM fabulous orchids. Many types of orchids

will be discussed, both indoor and outdoor. You may choose one Wednesday night class, sign up for all three, or you have the option of taking one Saturday 3½ hour class which will include all the workshop information in one session.

WORKSHOP I: Your plants are talking to you- how to interpret the sign language of orchids and understand their basic needs. How to tell underwatering, overwatering, root problems, light issues and lots more. You may bring a plant to be diagnosed.

WORKSHOP II: Potting Party! Issues of repotting, dividing and root health will be addressed by hands on demonstration. Care after repotting will also be covered. You may bring a plant to be repotted. You may purchase a pot from us, or bring your own. We will provide the mix and instruction.

WORKSHOP III: Pests and diseases, water quality, greenhouse culture, mounting orchids, and exploring the needs of more unusual but attainable orchids are addressed in this highly informative session.

Dates and Times

Wednesdays

Workshop I	JUNE 4	7 pm to 8:30 pm
Workshop II	JUNE 11	7 pm to 8:30 pm
Workshop III	JUNE 18	7 pm to 8:30 pm

Saturday Workshop Session (half day):

Saturday, July 19 from 10:00 am to 1:00 pm.

To include all the workshop information above.

Please call Alden Lane at 925-447-0280 to sign up for the workshops which have limited registration. Classes will be held in Alden Lane’s Ruthie’s Room. The cost is \$15.00 per class, or sign up for all 3 for \$40.00. Prepayment is suggested to hold your space. If you would prefer to take the Saturday half-day workshop the cost is \$40.00.

Upcoming Garden Tour

**Hidden Gardens
of the Valley Garden Tour
Sunday, May 4 • 10 a.m. to 4 p.m.**

This tour benefits the Valley Humane Society. Tickets are \$35 and can be purchased from Alden Lane Nursery and the Valley Humane Society, 3670 Nevada St., Pleasanton.
For more information call 925-918-0799.

Orchids 101

Want to learn more about your orchids and how to be successful?

Sue Fordyce is conducting Orchids 101 classes every second Saturday of the month from 11 a.m. to noon at Alden Lane.

Pre-register with our cashiers (phone in or drop by). The cost is \$5.00. **Bring a friend for FREE!**

Orchids 101 will next be held on June 14th.



Mark your
Calendars for
Art
Under
the Oaks

July 12th & 13th
from 11-4 pm

This is the **22nd Annual Art Under the Oaks**. This year promises to continue to delight the art, wine, music and fruit lover! We’ll have local wineries pouring samples, local artists will be on hand demonstrating their craft, music will fill the grounds, and Dave Wilson Nursery will hold their annual summer fruit tasting, so yummy, you won’t want to miss it.

There are raffle prizes every hour, if your name is pulled on Sunday at 4 pm you win the grand prize piece of original art valued at over \$200.00. Every hour winners receive a \$25.00 gift certificate to the nursery.

Admission is FREE, Parking is FREE. Additional FREE parking is available at Sunset Business Park located at the corner of Concannon and Holmes-FREE SHUTTLES. For more information, contact the Nursery at (925) 447-0280 or visit www.aldenlane.com

Take Care of Your Soil and Your Soil will Take Care of Your Plants

Gardening is not as much about taking care of plants as it is about taking care of soil. If your soil is amended for improved texture, contains a balanced supply of nutrients and minerals and is teeming with microscopic life, your plants will probably thrive without much additional effort from you.

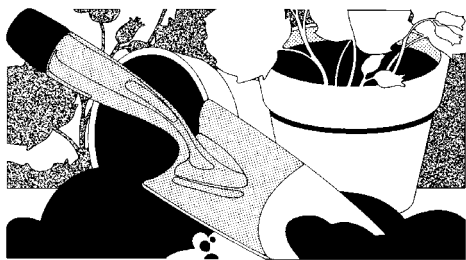
We in California have a good grasp of what an ideal soil is because our central valley is the fruit basket of the nation. Alluvial soils formed over thousands of years as minerals, silt and sand washed down from the Sierra and were deposited in layers over the valley floor. Excellent soils contain a balanced combination of clay, silt, sand, organic material, organisms, water, air, and nutrients.

Unfortunately most of us in the Tri-Valley region are not blessed with exceptional soil. Our soils are usually heavy on clay and light on organic matter. Worse yet, development has resulted in the best of it being scraped off to leave soil that is of poor texture and lacking much life.

Almost any soil can be improved significantly, however, simply by adding compost or organic material. Three to four inches of Organic material such as yard compost, Gold Rush or Bumper Crop worked into the top 8" of soil will yield a 12" deep layer of suitable garden soil that drains well, nurtures life and produces a respectable garden harvest. Ongoing care of this soil will result in a garden that produces better and better as the years pass.

The following is a do list that can help you nurture your soil:

- **Raise the bed:** Improves drainage, helps warm the soil.
- **Incorporate organic material:** It acts as a wedge to hold clay soil open and allow water to drain more freely and permit air to occupy more of the space between soil particles.
- **Add Gypsum:** Helps leach salts from the soil, lowers pH (Try our new **Liquid gypsum**)
- **Add Mulch:** Apply 3" of bark or **Gold Rush** to reduce weeds, save water and moderate soil temperatures.
- **Add Nutrients:** Fertilize with a mild fertilizer which includes micro-nutrients (**Formula 49, or Maxsea**). Micronutrients are essential for healthy plant development and are sometimes missing from soils.
- **Nurture the soil microbes:** Apply **John and Bob's Soil Optimizer**. Microbes convert nutrients into forms the plant can use.



- **Water Appropriately:** Water thoroughly but infrequently enough so that air is allowed back into soil between waterings, usually only every 3-10 days. Use an inexpensive **Moisture Meter** to judge soil moisture more accurately.

- **Add Warmth and Light:** Correct placement of your garden extends the season with warmer soils. Some protection from the hot summer afternoon sun is ideal.

- **Enjoy your Garden!** Meet the basic needs of your soil and the garden will help take care of itself!

Japanese Maples

What could be more beautiful than a Japanese Maple unfurling its delicate leaves in the spring? Japanese Maples have enjoyed many years of popularity in our gardens due to the varieties available for our many varied designs and locations.

At Alden Lane we carry a considerable range of Japanese Maples that tolerate the hot interior valley summers. They thrive in morning sun with some protection from hot dry winds. Maples are nearly trouble-free. Occasional aphids will attack in early spring, a blast from a hose is all that is needed to dislodge these unwanted guests. Do not use Safers Soap on maples as it will often defoliate them prematurely.

Major pruning ought to be completed during maples dormant period in early spring (late February – mid March) just as buds begin to swell. Any major reductions should be done in stages over years.

Maples like to be kept moist and have good drainage. The addition of fir bark, acid planting mix, and Perlite to our native soil is advisable in our area. Mounding is also advisable to counteract the clay soils of the valley. Apply **Cloud Cover** to the foliage before the end of June and then monthly thereafter to keep leaves from scorching. Place a layer of mulch under the tree to insulate the soil. (Keep mulch 3 to 4 inches away from trunk.) One creative customer threaded drip irrigation tubing topped with a mist head up into the maple's canopy. Turned on for hot days to provide welcome cooling. Tapering off the amount but not regularity of water will help your maple 'color up' in the fall.

Japanese Maple Class

Japanese Maple Expert **Barry Hoffer** will offer a free seminar on selecting maples for beautiful 'Spring' leaf color. He will also cover Japanese Maple care and culture. The class will be held on **Sunday, May 18th from 1:00-3:00 p.m.** Call to reserve a seat in this **Free Class**.

Blueberries & Pomegranates

The new 'super foods'


Blueberries and pomegranates have both been in the news lately as the new 'super foods' that both taste good and are good for you.

They are loaded with antioxidants, vitamins, potassium and folic acid. The pigment, anthocyanin, that gives many fruits their bright colors is especially high in the deep red and dark blue fruits. Anthocyanins are powerful antioxidants which help neutralize free radicals in your body. Emerging science suggests that free radicals can damage your cells and cause cancer, heart disease, diabetes and brain degeneration. Including one or other of these super fruits in your daily diet will significantly increase your antioxidant intake.

Fortunately for us living in sunny California, we can grow our own antioxidants in our backyards. Blueberries make wonderful hedges with pretty pink flowers followed by those delicious blue berries. Grow them in well-drained acid soil and keep them well-mulched through the growing season. They can also be grown very well in containers and will give you a harvest of juicy berries through the summer. Pomegranates make a beautiful ornamental tree or large bush in your landscape with stunning bright orange flowers followed by the fruit which ripens in late fall, early winter. You can have fruit fresh from your garden for many months of the year. And the best thing of all because you grow it in your own yard you can take care of them organically free from harmful pesticides and chemicals.

So be good to yourself and your yard, grow some antioxidants today!

Add These New Beauties to Your Garden!



Gaillardia Commotion 'Frenzy' and 'Tizzy'. The first two of the Commotion series to be introduced.

This Series shows strong, hybrid vigor, but still has a manageable, mounding habit. The color of these two beauties will definitely stir up a Commotion. "Frenzy" is a tidy, rounded mound of dark green foliage. Red buds open to fluted, dark red ray flowers with distinct yellow tips and a red and yellow center. "Tizzy" is a tidy rounded mound of dark green foliage. Deep russet red buds open to fluted ray flowers that range from red to rosy terracotta, outlined with a hint of yellow. Whether you plant these as a pair or on their own you will enjoy long lasting color from May thru October. They do great as a border plant or in containers. They also make a great cut flower.

They love the sun, and like to be fed during the growing season. Remove spent flowers for continuous bloom. Cut back in very early spring to about 3". (Height 18"-24", Width 24".)

Weigela florida 'My Monet' creates poetic beauty in any landscape. This dwarf masterpiece is a must have for your garden. Its tight habit and colorful foliage makes it very versatile. "My Monet" bursts into pink flowers in spring, and will continue to impress you with colorful foliage all summer and into fall. Since it's only a foot tall, it fits into tight corners, along walks, and even into container gardens. You will not be the only one enjoying this beauty, the Birds, Butterflies, and Hummingbirds will also love it. Don't worry the Deer won't bother your newly found treasure. Plant in a sunny location with good drainage and feed during the growing season and you will enjoy "My Monet" for years to come. (Height 12-18" Width 18-24")

Recipe for Good Garden Soil! Good Garden Soil Starts Here!!

If you are preparing a vegetable or flower garden bed here's a tried and true soil preparation recipe that works wonders. It lightens our heavy soil, nourishes it and buffers the pH to make it 'just right' for the success of your vegetable and flower seeds or transplants.

GOOD GARDEN SOIL!

For each 100 square feet add:

- 5 to 8— 2 cubic ft. bags **Master Gold Rush** or **Bumper Crop**®
- 5 lbs. **Iron Sulfate** to acidify and add iron.
- 10 lbs. **Master Vegetable Food** or **Master Flower Food**, **Master Formula 49** can be used for ground covers.
- 50 lbs. **Gypsum**. It loosens hard soils as it adds sulfur & calcium. (An excellent addition in our heavy soil.) Try out the new Liquid Gypsum!

Mix well with your soil to an 8" depth and water well.

Composting Information

Call the Rotline, 510-444-SOIL for information on starting your own composting pile or visit the website at www.stopwaste.org.



Alden Lane's Educational Opportunities

This year Alden Lane is introducing basic gardening classes, and scheduling them on both Saturdays and Sundays so you can easily work a class into your month.

A series of 4 classes will cover the most common questions we encounter from gardeners.

All classes will include about 30 minutes of instruction/demonstration and optional 20-30 minutes of question/answer time.

Saturday, May 3 at 10 am

Planning and planting for less water use in the landscape.

Join us as we share about creating and enjoying attractive gardens without going overboard on water. Learn about plants that can handle life on the dry side without looking parched.

Sunday, May 11 or Saturday, May 17 at 10 am

Alden Lane favorite perennials for sun.

Listen in as we share the enthusiasm for a handful of favorite plants tried and loved in our sunny Livermore Valley gardens.

Sunday, May 18 or Saturday, May 24 at 10 am

Alden Lane favorite perennials for shade.

See what's working well on the shady side of the garden. We have a collection of favorite plants proven successful in our Livermore Valley area.

Sunday, June 1 or Saturday, June 7 at 10 am

Creating a garden for butterflies and hummingbirds

Josh Pulcinella is a knowledgeable plantsman and was raised watching birds. Join Josh again as he shares a vast wealth of knowledge and experience about attracting and enjoying these beauties in your landscape.



Spring Rose Shows!!

Mark Your Calendar for Upcoming Rose Shows. They are easy to exhibit in and easier to attend. Plan on attending these two!

Mt. Diablo Rose Society Spring Rose Show

- Saturday, May 3rd, Dublin Senior Center, 7600 Amador Valley Blvd., Dublin.
- Novice public entries welcome between 7 a.m. and 9 a.m.
- Enjoy the show from 1 to 4 p.m.

The 68th Annual Pleasanton Public Rose Show

- Co-Sponsored by Alain Pinel, City of Pleasanton and Alden Lane Nursery.
- Saturday and Sunday, May 10th & 11th; Pleasanton Library, 400 Bernal Avenue, Pleasanton, CA.
- All backyard novice entries are welcome
- You can enter cut flowers from Saturday, 6:30 – 9:30 a.m.
- Show hours: Saturday from 12:30 to 5 p.m.; Sunday from 1:00 to 5:00 p.m.
- Award Ceremony: Sunday at 1:30 p.m.
- For more information call Deb at 925-251-1111 ex. 307

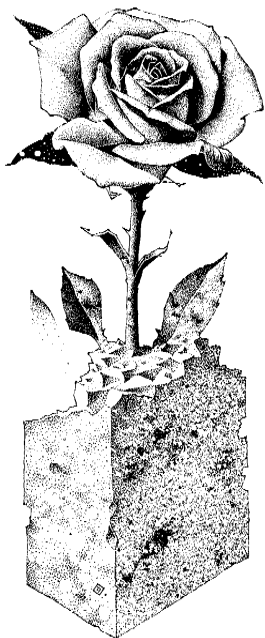
Rose Spray Program

The program, combines diseases and pest control with fertilizer. The following are the ingredients to make up the basic spray and the amount of each to be combined and added to one gallon of water.

Ortho RosePride Disease Control (Funginex)	1 tablespoon
Ortho Systemic Insect Killer (Isotox)	2 tablespoons
MAXSEA 16-16-16	1 tablespoon
Gromore Seaweed Extract	4 tablespoons
Vinegar	1 tablespoon

The first spray should be made at the moment disease is first noticeable, then as needed thereafter. For maximum protection and feeding, you can spray every 10 days through the spring growing season. Read and follow Pesticide labels.

Remember never spray or feed a thirsty plant. Always water your plants well the day before. It's important to avoid the heat of the day when treating and take care with your dilutions (don't overdose)!



Win A Free Pair of Modern Bush Roses Plus Planting Supplies

- ★ A Pair of Modern Bush Roses
- ★ 1.5 cu. ft. Master's Rose Planting Mix
- ★ 4 lbs. Master Start

A \$85.00 Value

No purchase necessary. Need not be present to win. Drawing to be held May 31, 2008.

MODERN BUSH ROSES

May 2008

Name: _____

Address: _____

City: _____

Phone: _____

Email: _____

Yes, I would like to receive the newsletter online.

SPECIAL COUPON

Present This Coupon & A Canned Food Item
TO RECEIVE FREE

A 2" Big Max Pumpkin Seedling!!



(99¢ Value)

Food Donations are Optional. All donations go to local relief agencies. One coupon per family, please!
Offer Good May 1-31, 2008.

HOW TO FIND ALDEN LANE NURSERY



Alden Lane Nursery Hours: Daily from 8:30 a.m. to 6:00 p.m.

We will be open Memorial Day, May 26, 2008 until 5 p.m. for all your gardening needs.



981 Alden Lane
Livermore, CA 94550
(925) 447-0280

Change Service Requested

IMPORTANT!
Time Critical
Please Deliver Promptly

PRSR STD
U.S. POSTAGE
PAID
PERMIT #274
Livermore, CA