



# Alden Lane Nursery Newsletter

JANUARY - FEBRUARY 2008

Serving You Since 1955

981 Alden Lane, Livermore, CA • [www.aldenlane.com](http://www.aldenlane.com) • (925) 447-0280

## Announcements

- **Watch the Valley Gardener** on CTV30 for great gardening tips with host Jacquie Williams-Courtright at 7:30 am every day, repeated on Sat. & Sun. at 11 am.
  - **Livermore-Amador Valley Garden Club** meets on the first Tuesday of the month. Our January meeting is on the 8th. Join **Bobbi Feyerabend**, of Feyerabend and Madden, a landscape architecture firm talking about garden structures. The location is the Alisal Elementary School, 1454 Santa Rita Road, Pleasanton. Call 417-8809 for more information.
  - **Mt. Diablo Rose Society** meets the second Wednesday of the month, 7:30 p.m. at the Dublin Library, 200 Civic Plaza, Dublin. Call for details 829-4929.
  - **2008 Daffodil Show**, "Spring Fever - Daffodil Style" co-sponsored by the Northern California Daffodil Society and Alden Lane Nursery. Groom those blooms to enter on Saturday morning, March 10th. Mark your calendars now and watch for more details in the next newsletter. Come by:
    - March 8th 1 p.m. to 5 p.m.
    - March 9th 9 p.m. to 4 p.m.
- Daffodil Lecture:** Saturday, March 8th at 2 p.m.  
Plan to attend a free special guest lecture on "You Think You Know About Daffodils - But Wait Until You See These!" by Bob Spotts.

Special January Hours  
For Alden Lane Nursery

We will be opened 8:30 a.m. - 5 p.m.  
January and February with the exception of the following dates:  
February 4th - 8th and 11th-15th,  
we will be open 9 a.m. to 5 p.m. for  
staff training.

Alden Lane Nursery and  
Diablo View Orchid Society present

## Orchids Under the Oaks

January 12th & 13th 10:00 a.m. to 4:00 p.m.



Our world class venue here at Alden Lane will feature our **2nd Annual Orchid Show** nestled among our gentle giants - our 350 year old Valley Oaks.

We will feature **10 California Vendors on-site** in our **heated indoor facilities** with hundreds of blooming orchids for sale in a vast variety of colors, shapes and sizes from around the world. Our green-

house will display a spectacular array of even more orchids in our "Gems of the Jungle" exhibit where you are encouraged to enter your own blooming orchids for judging and display. Other enticements to make your visit complete include:

☆ **A docent garden tour** of Alden Lane conducted by our owner Jacquie Williams Courtright to include a little Livermore history and the highlights, history and heritage of Alden Lane Nursery, 2 pm both Jan. 12th and 13th. Free - but please sign up at the cashiers (or call it in) to secure a spot for this popular event.

☆ Each attendee will have the opportunity to **win a greenhouse/shed kit**. It is on display in the Nursery. Enter to win January 12-13 from 10 a.m. to 4 p.m. One entry per person.

☆ **Orchids Made Easy** - an informal potting and question/answer session held ongoing in the garden store during show hours.

☆ **Professional Speakers Forum** - Six very qualified experts to address a wide variety of orchid topics for both beginners and seasoned hobbyists. We will have speakers at 11 am, 1 pm, and 3 pm both Saturday and Sunday. Keep an eye on our website for the topics, which will include a special forum on building your first greenhouse ([www.aldenlane.com](http://www.aldenlane.com)).

☆ Our Garden Store will feature **orchid related products** as well as some beautiful Orchid Art and Gift items not to be missed!

☆ **Stunning Orchid Raffle Prizes** from Diablo View Orchid Society.

☆ **Edible Moss Basket Demo** - Plant up Winter lettuce, sweet violas for color, and add strawberries on the side for a scrumptious and beautiful display to hang, 11 a.m. on January 12th.

Shed your Winter doldrums and dive into a heady taste of the tropics in the middle of January - no passport required. Admission is free, so is parking, and we are waiting to welcome you to **Orchids Under the Oaks!**

## More Announcements

- **Celebrate Your Special Someone!** Our greenhouse at Alden Lane is transformed with gifts and decorations just to make this Valentines Day a memorable one. Place any special orders early – we can make up wonderful orchid baskets and centerpieces. Stumped and need a gift idea? We specialize in making one of a kind living arrangements just for your Valentine – and they will be as unique and as special as they are! Call Sue to order something SPECTACULAR!
- **Knodts Flowers** is ready to help fill every Valentine floral desire! We're located on the grounds of Alden Lane Nursery. Drop by when you're in the neighborhood, we'd love to see you. Have a special Valentine order? We'll be happy to help! **Just call 925-447-0800.**
- Winter Tours in Walnut Creek of the **Ruth Bancroft Garden** will be held every Saturday into March. Reservations are required. For more information call 925-210-9663 or visit their website: [www.ruthbancroftgarden.org](http://www.ruthbancroftgarden.org)
- If you like armloads of cut flowers in the spring and summer you can start now by **planting gladiolus, dahlias and other summer blooming bulbs.** Alden Lane has a full complement available.
- Remember **Seed Potatoes** are available now. Choose red, white and russet, purple and yellow varieties.

# Make A Battle Plan For Spring

Be prepared by the 1st of March to fertilize all your plants, flowers, shrubs and fruit trees, flowering trees and shade trees.

March marks the onset of Spring with warmer temperatures. Even by mid February new growth can be seen emerging from winter weary shrubs and plants. Nurture that lovely new growth with a healthy feeding of nitrogen, phosphorus and potassium found in **Maxsea** water soluble plant food. Nitrogen feeds the green parts of the plants and helps produce lush, beautiful foliage. Phosphorus promotes more and bigger blooms as well as vigorous roots. Potash promotes general disease resistance and plant health.

**Maxsea**, derived partly from sea kelp, contains fast acting (Nitrate) nitrogen and phosphorus and potash, but also a large collection of micronutrients that significantly round out the meal for hungry plants.

We have **Maxsea** samples for you to try mid to late February. Try masea and notice the striking difference. It does a wonderful job of greening up your plants for spring and preparing your garden plants for a lovely spring show of blooms

---

---

## Christmas is over . . . Valentines Day is fast approaching . . . and Easter is early this year!!!!

*So what does that mean for you?* It means that we have been busy decorating the store for the spring season and have many new products for you to come in and see.

For your Valentine we have red heart picture frames, fun mugs, nested heart dishes, and other gifts for your Valentine. If your Valentine is a gardener, and we hope that they are, we have a lot of great gifts for Valentines Day like: Gardener's lotion and soaps, birdfeeders, wind chimes, and lots of great garden accents.

Don't forget to mark your calendars because Easter is March 23rd. We will be offering a great selection of spring items to add to your Easter decorating.

---

---

## Summer Bulbs Start Today in the Garden

A home filled with fragrant cut lilies, gladiolus, dahlias and other blooming bulbs can be yours by braving the cold damp garden in February. Summer bulbs arrive here at the nursery in February. Best come early for the very best selection of colors and varieties.

Their bright and dramatic colors make great garden accents for the long, hot summer days. If you plant the **Gladiolus** every two weeks you will have a kaleidoscope of colorful cut flowers through the summer. **Dahlias** are available in different heights and flower forms. The tubers get bigger every year and provide a larger and more colorful show. **Fragrant Tuberoses** are very popular and generally sell out, (call ahead and reserve some); **Lily of the Valley** are delicate harbingers of spring but have a small window to prepare for them so let us reserve a package for you. Call the nursery today.

---

---

## Try a New Crop . . . Plant Potatoes


The smooth, buttery flavor of homegrown potatoes can't be beat. As a child I picked potatoes for my great aunt in Santa Cruz. The pungent earthy smell has stayed with me through the years bringing back memories of scratching away the soil to unearth another tasty gem. Alden Lane has a great selection of varieties that will do well in our valley. Create some memories with your family.

The basic varieties; red, white, russet and gold arrive about the first week in January.



# Notes for January/February Gardening

- ♪ **Move your living tree outdoors.** Care for other holiday gift plants such as azaleas and camellias by placing them outside where they will thrive in cooler temperatures.
- ♪ Keep your New Year's Resolution . . . join the Livermore-Amador Valley Garden Club. Call to join: (925) 417-8809.
- ♪ Brighten the garden with **jewel colored bedding plants**. Refresh your garden containers with primroses, pansies, Iceland poppies and more. Check with the staff!
- ♪ **Place three inches of mulch** around trees, shrubs and flowerbeds to keep weeds under control. Keep the mulch away from the trunks of trees and shrubs as well as the stems of bedding plants to prevent crown rot.
- ♪ Start applying **Master Nursery Hydrangea Blue** monthly through summer for bright blue hydrangeas.
- ♪ **Remove old flowers** on camellias and azaleas to reduce the chance of petal blight.
- ♪ A blooming token of your love this **Valentine's Day** says it best! Choose from an assortment of fragrant blooming bulbs, African violets, cyclamen and lush house plants.
- ♪ **Choose azaleas and camellias** now while they are in bloom. The selection is great and you'll pick just the right color for your Valentine's garden.
- ♪ **Feed the lawn** monthly even during cold winter months. This maintains its green color and minimizes rust disease. **Masters Fall and Winter Lawn Fertilizer** is especially formulated for the season.
- ♪ **Prevent Crabgrass!** Crabgrass has pale green-yellow foliage that spreads through your darker green lawn, spoiling the uniform good looks. Crabgrass dies with the onset on cold weather, leaving seeds that will sprout as the spring weather warms the soil. January and February are the months to prevent crabgrass from sprouting in your lawn. Applying **Master's Lawn Fertilizer Plus Crabgrass Control** now will prevent crabgrass seeds from sprouting.
- ♪ HAPPY VALENTINE'S DAY TO ALL OF OUR CUSTOMERS
- ♪ **Arbor Day is March 7th.** Celebrate by planting a tree in your yard or a favorite school or park. In addition to baby tree seedlings each for 2nd graders in the Livermore and Pleasanton School districts Alden Lane is offering a free tree **valued at \$39.99 or a credit of \$39.99 toward a larger or more expensive tree** to be donated to your school or park (one tree per site please). Contact the recipient to ask what kind of tree they would like, then call us to reserve. We will hold your tree selection at the nursery until you or the recipient can pick up for planting. We are happy to help in the greening of our community. We will offer a tree starter kit at a special price to help ensure a healthy beginning.



## Hailey's Comments

Auld Lang Syne, my dear gardening enthusiasts. It's just your local nursery dog, Hailey, barking in the new year. From Pugs to Poodles and Rottweilers to Retrievers, gather your leashes and owners for the Second Annual Orchid under the Oaks Show, January 12 & 13. An Orchid show is just like a Dog

Show. From novice to seasoned orchid growers, you and your orchid can test your skill in the ring.

Judging will be done by orchid lovers such as yourself. Transport your blooming orchid, both indoor breed or outdoor breed, to Alden Lane's 'Gems of the Jungle'. Handling your orchid is an exceptional and enjoyable experience. From the grooming table to the show ring, you and your orchid will develop a bond.

While training classes offer the best hands-on way to practice for the show ring, attending shows and observing your breed is also a great way to gain understanding of what other growers do. This weekend, training classes for the show ring, for repotting and agility will be offered. The relationship that training forms between you and your orchid will be very rewarding to you both. You are entering a sport that will bring many hours of enjoyment and education to every member of your family. You will make many friends in the sport, and will enjoy your orchid and your new hobby for many years to come. Alpha Sue can answer any barking questions you have by calling Alden Lane Nursery.

Paws for Reflection: "My green paw came only as a result of the mistakes I made while learning to see things from the plant's point of view." — H. Fred Ale



## Orchids For Your Special Valentine

What could express "I love you" more beautifully than an arrangement of exotic orchids? Let us put together a spectacular array of beauties in a custom display of your choice, or choose from those we have already lovingly put together with romance in mind. These orchid arrangements are not just for "her", but we also have choices the man in your life just might enjoy.

Check out the greenhouse here at Alden Lane, or call Sue if you want a personal touch custom designed just for your special someone.

## Bonsai Class




Have you ever been to a Bonsai show, and wondered how they did it? Did you ever get a Bonsai tree as a gift and wonder: *okay, now what do I do with this?* Or do you just have an interest in what Bonsai is all about? **Charles Harder**, Bonsai specialist, will be offering classes; starting in January. Each class will focus on a different style of tree and all participants will leave the class with a small tree that they have begun to style. These classes will help take the mystery out of the art of miniature trees.

The three hour long classes will be held on the third Saturday of the month at an indoor classroom at Alden Lane; from 10:00 a.m. until 1:00 p.m. with a short break in the middle. Please call (925) 447-0280 to sign up, or there will be sign up sheets at the registers. Class size is limited to 24 students. The cost is \$40.00 per class, and this will include; a pot, a plant, soil, and wire. Participants may want to bring their own pruning scissors, however, limited tools will be available to borrow, or tools can be purchased at Alden Lane prior to or during class. Prepayment is required to ensure materials are available.

CLASS DATE	TREE STYLE
January 19th	Wind Swept or informal upright
February 16th	Literati – flowering trees
March 15th	Group or Forest

## Fresh Fruit from Your Garden



Nothing beats the taste of a sun-warm, tree-ripened fruit picked straight from the tree in your own yard. You know it's fresh, juicy and with the right cultivation, pesticide and chemical-free which you can't always say about store bought fruit, which is often held in cold storage for months and has been treated with who-knows-what to get that perfect market appearance!

We have a great inventory of fruit trees, berries and grapes available for your selection. All of our trees are planted in biodegradable pulp pots which prevents damage of the roots. This means you'll have even more success than with traditional bareroot plants.

Consider using fruit trees in the yard to provide shade or block unwanted views. You don't need a lot of space. Grow an espaliered apple or pear along your fence or train a grape or kiwi up over an arbor or trellis, plant a dwarf peach or apple in a container on your deck. Plant a combination tree – it will give you a summer of fruit!

Watch for news of our new culinary-themed demonstration gardens coming this year which will show ways of adding fruit to your garden.

Varieties on our list are selected to be successful in our area. We've included some special highlights such as dwarf apricots for the first time this year. Also there is a choice of two different combination Fruit Salad trees and over 20 varieties of grapes.

So come in and meet our expert staff. They'll be happy to help you choose the correct varieties based on ripening times, taste and space availability. We'll provide you with planting instructions and all the necessary items and knowledge to get you growing. Whether you have space for a whole orchard or just a single tree – come in and see our extensive selection and soon you'll be picking ripe fruit from your garden.

## Blooming Beauty – The Camellia!

January and February are prime Camellia time! The *C. japonicas* are budded and beginning to bloom. It's the perfect time to pick the flower style and color you are looking for. Among the many varieties we stock are:

'*Bob Hope*' is a large, semi-double to loose peony flower with dark red blossoms which appear late February through March. '*Carters Sunburst*' is a large, semi-double peony flower with pale pink blooms flecked with a deeper pink which appear January through late March. '*Debutante*' is a medium-sized peony flower with light pink blossoms which appear January through early March. '*Grand Prix*' has large, semi-double, light red blossoms with yellow stamens which appear February through March. '*In the Pink*' has medium-sized, formal double, rose pink blossoms with occasional deep rose markings which appear March through late April. '*Kramer's Supreme*' has large, lightly fragrant, full peony, deep red to rose-red blossoms which appear late February through March. '*Marie Bracey*' has large, semi-double to loose peony, rich pink blossoms which appear early January through mid-March. '*Nuccio's Gem*' is a medium to large, formal double flower with pure white blossoms which blooms January through early March. '*Pearl Maxwell*' a large, formal double flower with shell pink blossoms which appear early to mid-February though March. '*Silver Waves*' is a large, wavy, semi-double flower with white blossoms and sprays of stamens which appear February through March.

Camellia japonicas are slow to moderate growers. Habits vary from compact and upright to loose and spreading. Plant in a well drained organic soil (Acid Planting Mix). Filtered or bright shade all day is the best exposure, early a.m. sun before 10 or late day sun after 5:00 p.m. would also be okay. Protect from heat of the day. Feed monthly September through March with **Master Bloom** and monthly April through August with **Master's Azalea, Camellia, Garden Acid Food**. Quarterly applications of **Iron Plus** will keep your leaves bright green.



# The “What, When, Why & How” of Pruning!

## Pruning Seminars Available

Call to reserve a seat.

### ► Saturday and Sunday, January 19th & 20th: 10 a.m. on Sat. and 1 p.m. on Sun.

Join us for our ever popular **Rose Care and Pruning Seminars** led by local experts. All American Rose Selections (AARS) Consulting rosarians **David Lowell** and **members of the Mt. Diablo Rose Society**. David will present on Saturday; and Rose Society members on Sunday. They will speak about proper pruning techniques, feeding, general care as well as the best varieties for the Valley. Call (925) 447-0280 for more information.

### ► January 26th: Don't Miss these Great Classes at Concannon Vineyard.

The experts at Concannon Vineyard, 4950 Tesla Road, will host both rose and grape pruning demonstrations on Saturday, January 26th. Rose pruning and care with consulting rosarians **Ken and Judy Jones** will take place from 11 a.m. to 12:45 p.m. followed by the **Grape pruning demonstration 1:00 p.m. – 3:00 p.m. with Concannon expert Jim Ryan.**

### ► Las Positas College Horticulture Classes

Call now for registration information for great horticulture classes – 373-5800. The spring semester begins January 22nd. You can log on [www.laspositascollege.edu](http://www.laspositascollege.edu). Register now! In addition to great Horticultural offerings check into the Viticulture and Winery Technology classes.

### ► Master Composter Training Program Accepting Applications for 2008.

Stopwaste.org is offering a 4 month training and educational program to promote recycling of organic materials. If interested visit the website at [www.BayFriendly.org](http://www.BayFriendly.org) to apply on-line or download an application.

# January is Pruning Month

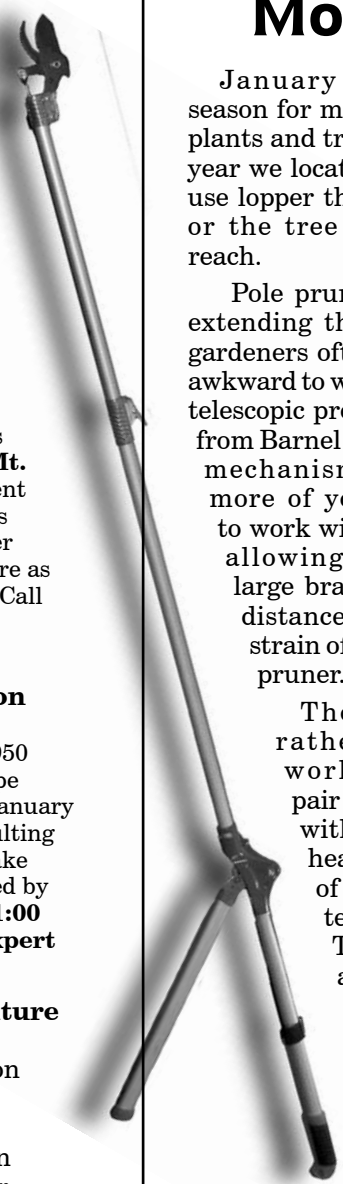
January is pruning season for most deciduous plants and trees. And this year we located an easy to use lopper that puts more or the tree within easy reach.

Pole pruners exist for extending the reach, but gardeners often find them awkward to work with. The telescopic precision lopper from Barnel uses a unique mechanism that puts more of your strength to work with less effort, allowing you to cut large branches from a distance without the strain of a typical pole pruner.

The system is rather unusual, working like a pair of loppers but with the cutting head at the end of a 6 to 9 foot telescopic pole. The lopper action uses the strength of your whole arm as opposed to just your fingers, so the cut seems easier and the larger blade actually allows you to cut branches up to 1.5"

Come in and check out all our assortment of pruners and support product. Our collection includes Felco pruners which we think are the best hand pruners available.

We also have a great selection of gloves that offer protection and comfort for the pruning task at hand.



## Winter chill means it's time to prune.

### LET'S REVIEW THE BASICS:

• Most trees are pruned in their dormant (leafless) state which makes December and January the ideal times for pruning most deciduous fruit and shade trees.

• The exceptions are ornamental trees and shrubs grown especially for their spring flowers. Flowering plum, peach and cherry trees, magnolia, as well as forsythia, lilac and a few others are pruned just after blooming in the spring in order to avoid removing flower buds.

• Evergreen plants may be pruned year 'round, but, best results are achieved in late winter or late summer just before the seasonal flush of new growth. Evergreen plants susceptible to frost damage such as citrus, oleander or bottlebrush should be pruned after danger or frost in early spring.

### THE BEST TOOLS FOR EACH JOB:

- Hand shears are used for branches up to 1/4 inch in diameter.
- Loppers are used for branches up to the size of a quarter.
- Use pruning saws for any limbs larger than this.

### PROTECT YOUR TREES FROM DISEASE:

- To prevent insects and disease from entering, pruning paint or tree seal should be applied to all cuts over 1/2 inch in diameter.

## Japanese Maples:

### Root Pruning & Basics of Pruning with Barry Hoffer

*Ever wondered how to prune your Japanese Maples?* This class will offer you the skills and knowledge you need to be successful. Bring your questions and small container trees to the maple expert on Saturday, January 26th from 2 - 3 pm. Call ahead to sign up and reserve a space for this free class, (925) 447-0280.

# Greetings From Alden Lane's Vegetable Test Gardens

Each year we try to grow new varieties or old ones in a new way. This year we grew Black Krim, Sungold, Juliet, Heat Wave, Oregon Spring, Black Prince, and Pink Ping-Pong.

Let's start with what we already knew and refresh our memories.

First, remember that we NEED bees in the garden for pollination. Don't try and rid your garden of "bee-attracting flowers" but use them to optimize your garden's bounty! We actually added in petunias and geraniums to the nasturtiums we planted to attract more bees. Our employees have great luck using annual salvia and zinnias.

Secondly, fertilize, fertilize, fertilize. All vegetables are heavy nutrient users because they are doing all their growing and fruit production in a relatively short time. We used **Maxsea**, water soluble, once a month because it is immediately available to the plant. Our employees had great success using **Formula 49** every 2-3 weeks if you're the kind that doesn't like to mix things. We've learned that the organic fertilizers offer more insulating help to our plants to survive temperature extremes.

Also, don't forget your calcium to prevent "blossom-end rot". That's the blackening, or browning of the bottom of the tomato before they're ripe.

Lastly, remember that it is okay to NOT have that "picture perfect" plant towards the end of the season. As the season progresses the plants will naturally lose their earlier leaves at the bottom of the plant. Also, remember that those stems you picked your tomatoes off of will wither and die.

## So here's the plant combinations we tried, and what WORKED . . .

① Peppers and cucumbers together, because they are both heavy water and fertilizer users.

② Tomatoes and eggplant together, because they both prefer to dry out between waterings to produce more fruit.

③ Squashes and compact oregano together, because watering needs are similar and the oregano provided a ground cover for the squash's roots, thus helping to conserve water.

④ Peppers and nasturtiums together, because watering needs are similar and they both liked afternoon shade.

## Now here's what DID NOT work . . .

① Tomatoes and cucumbers together, because the cucumbers wanted more water than the tomatoes.


② Squash and thyme together, because it was too much water for the thyme. Should've used chives or petunias to draw bees in.

③ Corn and pumpkin together, because we ended up over watering the corn to keep the pumpkin going.

So are we catching on to a theme here? Watering, likes and dislikes, are key to growing vegetables in combination!

## Now a few things our employees tried . . .

① Growing Tomatoes in only 4 hours of AM sun; WORKED ok BUT it did change the shape of the tomatoes by elongating them. It also slightly delayed the ripening of them.



② Growing zucchini in only 5 hours of AM sun : WORKED great and had the most zucchini ever!

③ Growing Peppers in mostly filtered sun with only 1 hour of direct afternoon sun (from 2-3pm): WORKED great & had the best crop yet. It did delay the start of production but once it got going it was good.

## So what else did we learn from "Mother Nature" this year ?

① Cooler evenings delayed the ripening of tomatoes.

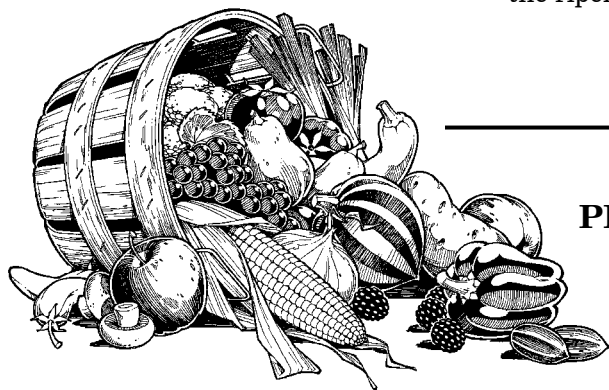
② Cooler evenings produced thicker skins on our tomatoes.

③ Cooler evenings produced fewer cucumbers. They didn't like it at all !

④ Vegetables can be grown in less sun than you think. Especially if you're not trying for the "perfect" looking fruit.

⑤ Lastly, all our vegetables seem to benefit from an afternoon "shade break".

Tell us what you've learned from your garden, e-mail us at [vegetables@aldenlane.com](mailto:vegetables@aldenlane.com). Thanks and here's to another great growing year !



## We are having our first ever PRE-ORDER PROGRAM FOR HEIRLOOM VEGGIES!

Customers will be able to pre order from January 2nd - March 1st. Pre-ordering offers you the first availability and freshness as well as a discount! Pre-order price for 4" pots will be 2.69, reg. 2.99. Come in and pick up an order form today or visit our website!

## Plant a Memory With A Fragrant Rose

What's the first thing we do when we see a beautiful rose? If your answer to this question is that we smell its lovely fragrance, then you'll be pleased to know that rose hybridizers are making fragrance one of their priorities in the breeding process.

It has been said that our sense of smell is the most powerful of our five senses in provoking memory. What better way to plant your own memories than with one of our new 2008 fragrant roses?

## Spring Bulbs Arrive - Early February

Pre-order tuberose and Lily of the Valley pips early so you can be sure yours before we sell out. These popular bulbs (tubers and pips) sell out fast and are available only once a year. Tuberose are \$4.99 for a very large clump. Lily of the Valley are \$8.99 for a bundle of 10 pips. (This year we will have a few Lily of the Valley available in pink).

## Last Chance to Dormant Spray

February is the last month for dormant spray. Apply **Lilly Miller Microcop with Sta-Stuk**. Spray at the "pink bud" stage. This is when the flower buds just start to show color at the tip of the bud. Generally this occurs sometime between the second and third weeks of February. For peaches and nectarines spray again at  $\frac{3}{4}$  petal fall. This stage is the best time to control Peach Leaf Curl.

**NOTE:** If it should rain within 24 hours of application then reapply material. Rain can make your treatment spotty at best.

## pH Adjuster Plus

Plants take nutrients up from the soil most efficiently when soil pH is neutral or slightly acidic. pH Adjuster Plus when applied over the soil surface and watered in, gently acidifies the soil and allows nitrogen, iron and other essential nutrients and elements to be released for uptake through plant roots. The end result is a healthier, more beautiful plant with brighter, greener foliage.

pH Adjuster Plus is a palletized sulfur that is much easier to apply than more conventional soil sulfur (no annoying dust).

Almost all plants will appreciate 2 to 3 applications per year but those plants that respond most dramatically to a pH adjustment include citrus, camellias, azaleas and rhododendrons and other plants that develop a seasonal yellowing of the leaf related to iron chlorosis. Most likely you can think of at least one plant you have around your home that suffers from leaf yellowing. Apply and then water or time your application to let winter rains do the watering for you.

### GOOD GARDEN SOIL!

For each 100 square feet add:

- 5 to 8 – 2 cubic ft. bags **Master Gold Rush** or **Bumper Crop**® (for a total of 10 cu. ft.)
- 5 lbs. **Iron Sulfate** to acidify and add iron.
- 10 lbs. **Master Vegetable Food** or **Master Flower Food**, **Master Formula 49** can be used for ground covers.
- 50 lbs. **Gypsum**. It loosens hard soils as it adds sulfur & calcium. (An excellent addition in our heavy soil.)

Mix well with your soil to an 8" depth and water well.

## Win Two Bush Roses of Your Choice

A \$70 value



Drawing to be held February 29, 2008.

No purchase necessary. Need not be present to win.

### BUSH ROSES

February 2008

Name: \_\_\_\_\_

Address: \_\_\_\_\_

City: \_\_\_\_\_

Phone: \_\_\_\_\_

Email address: \_\_\_\_\_

Yes, I would like to receive the newsletter online.

## Win A Multi-Graft Fruit Tree & Planting Supplies In January

Now you can grow more than one variety of fruit tree in your garden, all in the space of one tree! We are offering a large selection of multi-grafts this year. You'll be able to select one when you win this month's contest!

**A Multi-Graft Fruit Tree**  
**1 cu. ft. Master Nursery Planting Mix**  
**4 lb. Master Nursery Bone Meal**

A \$55 value

Drawing to be held January 31, 2008.

No purchase necessary. Need not be present to win.

### MULTI-GRAFT TREE & SUPPLIES

January 2008

Name: \_\_\_\_\_

Address: \_\_\_\_\_

City: \_\_\_\_\_

Phone: \_\_\_\_\_

Email address: \_\_\_\_\_

Yes, I would like to receive the newsletter online.

# SPECIAL COUPON FOR JANUARY

Present this Coupon & A Canned Food Item  
TO RECEIVE FREE



A 4"  
**PRIMROSE**  
(A \$1.99 Value)

Food Donations are Optional. All donations go to local relief agencies.  
One coupon per family, please. Offer Good January 2-31, 2008.

# SPECIAL COUPON FOR FEBRUARY

Present this Coupon & A Canned Food Item  
TO RECEIVE FREE

6 Gladiolus Bulbs from  
the Large Flowering Mix  
(A \$2.04 Value)

Food Donations are Optional. All donations go to local relief agencies.  
One coupon per family, please! Offer Good February 1-29, 2008.

# HOW TO FIND ALDEN LANE NURSERY



981 Alden Lane  
Livermore, CA 94550  
(925) 447-0280

Change Service Requested

**IMPORTANT!**  
Time Critical  
Please Deliver Promptly

PRSR STD  
U.S. POSTAGE  
**PAID**  
PERMIT #274  
Livermore, CA