



# Alden Lane Nursery Newsletter

JULY 2010

*Serving You Since 1955*

981 Alden Lane, Livermore, CA • [www.aldenlane.com](http://www.aldenlane.com) • (925) 447-0280

## Announcements

- **Watch the Valley Gardener** on TV30 for great gardening tips with host Jacquie Williams-Courtright at 7:30 am and 1:30 p.m. Monday - Friday and repeated on Saturday at 7:30 a.m., 11:00 a.m. and 4:00 p.m. & Sunday at 7:30 a.m., 11 a.m., 1 p.m. and 4 p.m., or catch her on TV30.org.
- Plan to attend the **Alameda County Fair** - June 23 to July 11. (The fair is closed on Tuesdays). **Buy Advanced Sale Fair Tickets here** at the nursery through June 22. Log on for more information: [www.alamedacountyfair.com](http://www.alamedacountyfair.com).  
**Don't Miss the Fair Plant Sale.** On **Sunday, July 11th** many of the plants in the landscape gardens are sold at very reduced prices. The gates open at 6 p.m. for this very fun, fast paced sales. Yes!. You pay for parking and admission, but it's worth it. Make sure to bring your wagon, cart, dollie or even baby strollers to help cart your purchase to the parking lot.
- **Bonsai Club** meetings on the 3rd Saturday of each month - 2 p.m. at Alden Lane Nursery. Come one, come all!
- **Composting Information:** Call the Rotline, 510-444-SOIL for information on starting your own composting pile or visit the website at [www.stopwaste.org](http://www.stopwaste.org).




### Alden Lane Nursery Hours

Daily 8:30 a.m.  
to 6:00 p.m.  
**Closed on  
July 4th**

## *Come Join Us For Art Under the Oaks!*

**July 24th  
& 25th  
11 am - 4 pm  
Each Day**

*See inside for details  
about this  
exciting weekend!!*



## **Fresh Fruit Tasting at Art Under the Oaks**

July 24 & 25 is the time to enjoy all the flavors of summer tree-ripened fruit and nothing beats the taste of a fruit freshly picked from your own tree. Next best will be fruit from the Dave

Wilson orchards! **Sample fruit you can grow!!**

Phil Purcel of Dave Wilson Nursery along with our own master fruit taster, Jeff Oase, will be joined by Josh, Lydia and other Alden Lane fruit lovers to guide your fruit tasting experience on Saturday, July 24th and Sunday, July 25th. You will taste succulent peaches, nectarines and plums that ripen in mid July. They will also be available to give advice and consultation on all the different varieties of fruit and nut trees available. So come with all your questions and prepare to have your taste buds tingle.

***After you sample you can order your favorites!***

Take advantage of our pre-season pricing on Special Order fruit trees. ***Pre-order, pre-buy, and receive a 20% DISCOUNT!*** Our order books open this weekend for the next bare-root season; and you can choose from over 225 varieties on different rootstocks to fit all yards and gardens.

***Come in and plan to hold a fruit tasting in your backyard!***

**All Fruit Trees 20% OFF - ONLY on July 24th & 25th (Saturday & Sunday)!** This sale is limited to stock on hand and does not include citrus trees.

## Scent the Garden With Lavender

Did you know that the word “lavender” comes from the Latin word “lavere” meaning “to wash”? It was an old Roman custom to use the leaves and flowers of lavender to scent bath water. As a matter of fact, that custom is still in use today. Another ancient custom suggested that if you carry a piece of lavender with you – you can see ghosts! We know and appreciate lavender best these days for the lovely scent of the flowers and foliage as well as the gray to gray-green color it brings to our gardens. **It's also very “water-wise”.**

Lavender, a Mediterranean native adapts nicely to garden soils that are fast-draining. Plant in an area that receives full sun – at least six hours. It makes an excellent low hedge, bedding border for a perennial garden or an accent in an herb garden. If you wish to save the flowers for sachets cut the flower heads or strip the flowers from the stems just as color shows. Dry them upside down in a cool, shady place. Try some of these varieties of lavender in your garden!


**L. angustifolia** (English lavender). This is the classic variety of lavender used for sachets and perfumes. Grows 3-4 feet high and wide. Gray foliage and lavender flowers that bloom in July-August. There are also compact varieties of this lavender available on the market. They include ‘Compacta’ which grows 8 inches tall and up to 15 inch cross. “Hidcote” is a slower growing variety to 1 foot tall with very gray foliage and deep purple flowers or “Munstead” which is the most popular of the dwarf varieties. It reaches a height of 1½ feet with deep purple flowers that bloom a month earlier than the standard variety.

**L. dentata**, (French lavender) This lavender is crowned with short spike like cluster of lavender purple flowers. Can reach 3 feet tall and in mild winter areas it blooms continually.

**L. stoechas**, (Spanish lavender), One of the most showy lavenders, as it sports colorful purple or pink petals above the flower. Narrow gray leaves, dark purple flowers blooms in early summer.

## Cook Fresh With Herbs From Your Garden!

One of the most consistent summer time activities is firing up the bar-be-que! And this year you can tie in some yummy marinades by simply planting a variety of herbs in the garden. One thing that will spice up your summer menus is an herb collection. Try grilling chicken with an oregano, chive and basil marinade or fill a roasting chicken with rosemary, garlic and oregano. Potatoes take on an entirely different flavor when roasted with a basting of olive oil and rosemary or chives. Yum! So take a few minutes and add herbs to the vegetable or kitchen garden. You'll find that their magic can add savory taste to all your cooking!



➤ **Basil** – Adds zest to bottled vinegars. Use this when preparing fresh salad dressing. They also make a colorful accent in the flower garden. Lemon basil is good in salads, marinades or fresh fish dishes. The most popular is sweet basil with its fragrant leaves. Use it in pesto, sprinkle it with chopped garlic on prime rib, and use it liberally in Italian dishes.

➤ **Chives** – Clip and chop handfuls to season potato dishes, salads, dressings, egg dishes and soups. It is one of the most versatile kitchen herbs. You can flavor white vinegar with a few stems of this herb and enjoy it splashed over garden ripened tomatoes.

➤ **Oregano** – Use it in marinade, grind it to add to pizza, spaghetti sauce or salad dressings. And one summer favorite is to add it with fresh basil to an oil and vinegar marinade for fresh from the garden taste.

## 13th Annual Quilting In the Garden 2010 September 25th - 26th

Quilting in the Garden is held each September at Alden Lane Nursery where you'll view quilts hung from our majestic oaks. This year's featured artist is **Sue Nickels**.

Quilting in the Garden is held each September at Alden Lane Nursery. This year we are pleased to be hanging the work of local artists, Sue Nickels, Denise Sheehan and Elizabeth Scott, all hanging from the majestic Oaks at Alden Lane. The quilt show in the nursery is free and the lecture series will have a nominal charge featuring Alex Anderson, Denise Sheehan, Sue Nickels and Sandra Mollon.



The show will be held on Sept. 25th & 26th from 9:00 am - 4:00 pm; with classes starting on Thursday, September 23rd.

For more information on Quilting in the Garden 2010 please visit our website [www.aldenlane.com](http://www.aldenlane.com).

# Notes for July Gardening

♪ **Mulching** makes the summer easier on your garden. It retains moisture and helps minimize weeds. Use a four-inch layer of micro, black or shredded bark for the best results.

♪ Spruce up the garden with pots of red-white-blue petunias for the holiday. We have lots of **instant color flowers** to make holiday parties and barbecues all the more enjoyable. Shop early because the nursery will be closed on July 4th.

♪ If you're looking for something to do on a warm summer night – visit the fair. The **Alameda County Fair** houses some beautiful landscape exhibits. It runs until July 11th. If you're looking for bargains on plants attend the closing day garden exhibit sale from 6 p.m. to 9 p.m.

♪ Look out for **cucumber beetles!** They are active and hungry during the late summer. These green ladybug look alikes eat all but the veins of leaves and flowers, leaving lace like skeletons and devouring whole plants in no time. Use **Gardentech Sevin** or **Captain Jack's Spinosad** for the best results.

♪ **Plant Crape Myrtles now.** These sun and heat loving summer bloomers come in shrub and tree form. Choose from white, red, lavender and many shades of pink.

♪ Pay a little extra attention to your **roses** this month, water deeply and mulch around the root zone.

♪ Going on vacation and are worried about how your house plants will be watered? No worries, we have **Plant Nannies**. Drop in and we'll show you different styles that will keep your plants watered while you're away.

♪ This is a great time to enjoy **water gardening**. It can be as small as a large pot or as grand as an in ground pond. We have the supplies!

♪ Tasty crunchy vegetables, juicy tomatoes, crisp peppers and tender beans all benefit from regular fertilizing during their growing season. We recommend **E.B. Stone Organic Tomato & Vegetable Food**.

♪ **Prevent Brown Spot, the most prevalent lawn fungus, in your summer lawn.** Look first for a deep blue green hue to your turf. The fungus is just then beginning to cut off vital water and nutrient supplies from the roots. Treatment should begin immediately. By the time the patches are spreading and turning brown, the fungus has got a strong hold and curative measures are in order immediately.

We recommend you water the lawn in the morning to allow the grass blades to dry before night. Deep thorough watering is very important. A thirsty lawn is more susceptible. Use **Bayer Lawn Fungicide**. It's easy to apply and an excellent control.

Brown Patch can also be caused by lawn moth larvae. To prevent or control this problem apply **Bonide Grub Beater** now.

## For A Wall of Color . . .

## . . . Plant Bougainvilleas!



July is a great month for planting Bougainvilleas. Many varieties are available in bloom at the nursery – you

can choose the perfect color for your arbor, trellis or accent shrub.

Bougainvilleas vibrant colors come from the three large bracts that surround the small inconspicuous flower. Frequent pinching keeps new growth so compact the color will almost cover the leaves.

In our area, protect the bougainvillea from frost by planting them against a warm south or west facing wall. Tenting with plastic and decorating with Christmas tree lights on cold nights adds extra protection. It is a vigorous grower and will bloom continuously all summer long.

Plant them with caution! Their roots don't form a tight ball and can be damaged if you remove them from the can in the usual fashion. It's better to cut away the bottom of the can with a utility knife. Then slip a heavyduty rubber band or twine around the can. Leaving this intact, make 2-3 slices down the side of the can. Support the bottom with your hand, and gently place the pot in the hole. Backfill the hole and then slip the can out of the ground.

Water regularly the first summer. Next year they will not only tolerate low water, but will actually bloom more profusely if you keep them on the dry side.

Mark your calendars for the  
**24th Annual**  
**Art Under the Oaks**  
 July 24th & 25th • 11 am - 4 pm



*This year promises to continue to delight the art, wine, music and fruit lover!* We'll have local wineries pouring samples, local artists will be on hand demonstrating their craft, music will fill the grounds, and Dave Wilson Nursery will hold their Annual Summer Fruit Tasting, so yummy, you won't want to miss it. You can purchase tasty treats from **Sweet & Savory Bakery and Café** while taking in the event. The **Valley Woodcarvers** will be presenting a special show to include carvings from the old flagpole from downtown Livermore.


There are **raffle prizes every hour**. If your name is pulled on Sunday at 4 pm, you win the Grand Prize piece of original art valued at over \$200.00. Every hour winners receive a \$25.00 Gift Certificate to the Nursery.



Music lovers can enjoy live music both days. **Vocal Ease** will perform on Saturday from 11-1 pm. Also playing are **Extended Roots**, performing Saturday from 1:00-2:00 pm. Returning for their annual performance is the **Stony Ridge Ramblers**, performing on Saturday from 2-4 pm.

Sunday performances include **Vocal Ease** for an encore playing from 11-1 pm. **Suzuki Strings** will perform from 1:30-2:30 pm. And to conclude the event on Sunday, one of our favorites, the **Pleasanton Community Concert Band** will perform from 2:30-4 pm.

Admission is **FREE**, Parking is **FREE**. Additional **FREE** parking is available at Sunset Business Park located at the corner of Concannon and Holmes - **FREE SHUTTLES**. For more information, contact the nursery at (925) 447-0280 or visit [www.aldenlane.com](http://www.aldenlane.com).



## ATTENTION ALL BACKYARD FRUIT ENTHUSIASTS

Bumper crops and heavy harvests await those who attend our **"Summer School"**. Get in depth instruction on a different fruit each month, as well as techniques in pruning, disease control, and much more! We will cover the entire "backyard orchard" over the year including grapes, berries, and citrus fruits.

We want you to be the most successful you can be in achieving your goals of a fruitful, nutritious lifestyle. Attend multiple classes to earn a ticket to the **2010 Fall Harvest Recipe Party**, and get "Alden Lane Certified" as an official Backyard Orchard specialist! Giveaway items, information hand-outs, and raffle prizes will be available at every class. All classes run from 11 - 12 noon with extra time for Q & A and will **cost \$5 (bring a friend for free!)** Call ahead to prepay and reserve a seat.

Here's what's being offered over the summer:

**Saturday, July 17th • Summer Pruning & Fruit Thinning**  
**Saturday, August 21st • Apricot, Plum, & Nut Trees**

# Hot Weather Lovers – Bring on the Dazzle Well into Fall!

*Hot temperatures bring out the best in these hot weather annuals. Try some today in your garden.*

## Sunny Situations

**Alyssum** – Looking for something with a heavenly scent? This is the plant for you. It has a sweet, fresh scent. It does well as a border edging or in baskets and containers. It is available in white, rose or purple.

**Cosmos** – White, rose, lavender, yellow or red ‘daisy’ style flowers. It is available in a variety of sizes from compact to nearly four foot tall. Cosmos has finely textured foliage and is capped by the colorful blooms each with a sunny colored ‘eye’. Hardy through the first frosts.

**Portulaca** – A hardy summer annual, portulaca made its way to the shores of Mexico as an edible tuber. Today’s portulaca makes a colorful and tough bedding plant. The leaves are short, narrow, and succulent-like. It is covered in flowers through out the

summer and into the fall. It flowers in a fiesta of colors – white, pink, rose, red, yellow and more, looking like a patchwork of colors. Commonly known as moss rose. Mass it in a flowerbed, an accent in containers and dazzling at eye level in a hanging basket.

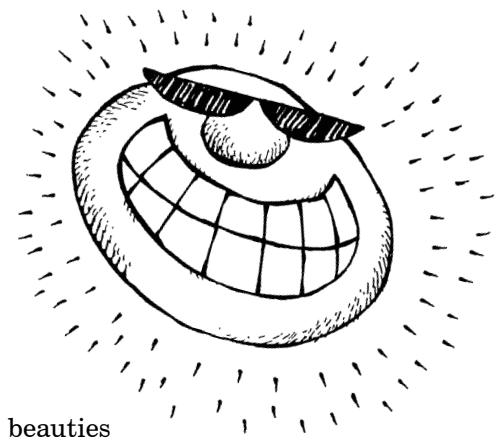
**Vinca Rosea** – Best known as Periwinkle these long blooming annuals come in an attractive range of colors – white, pink, rose, red, purple with a bright eye in the center of each bloom. Vinca loves the heat! They are spectacular planted in a flowerbed especially if planted in blocks of color. Vinca will bloom well into the fall and require very little attention once established.

## Shady Situations

**Impatiens** – An absolute necessity for the summer shade garden. Available in a riot of colors and hues, these

beauties require shade in most inland valley plantings but are tolerant of morning sun until about 10 a.m. They are the star in a shade flower bed or container and most certainly will draw your eye if planted in a hanging basket. In a protected area impatiens continue well into November. Impatiens reach a height of approximately 12" - 24".

**Fibrous Begonias** – Another blooming beauty for the shade. Along with colors of white, red, rose, and pink they offer up bronze or fresh green foliage as an accent. Fibrous Begonia make an excellent border but require afternoon shade.



---

---

## Woolly Pockets

Vertical gardening has been the hot topic as of late, systems in place around the globe allow landscapes to flow right up the outside of buildings. Taking green architecture to a new level, vertical gardening makes sense from, an environmental point of view as well as a design view. The plants act as air coolers and filters, they provide effective insulation and they look amazing.

Vertical gardening systems have been extremely costly up till now; Factory built systems can easily cost \$50 per square foot and more. Alden Lane has discovered the newest vertical planting system from wholly pockets that can be attached to a wall, either indoors or out, planted up with soil and an assortment of plants. These beauties will grace your home or patio with a unique visual statement and are very easy to care for.

Woolly pocket vertical gardening system is actually constructed using a felt-like fabric, remanufactured from pop bottles. They come in two versions, indoors or out, and in several sizes, Indoor woolly pockets are lined with a waterproof membrane to allow leak-proof care indoors. Simply attach to any vertical surface using screws, fill the pockets with soil and plants and keep watered either manually or with a drip system.



*Come in to Alden Lane and see one of the woolly pocket systems installed and operating in our greenhouse. We think you will find the idea inspiring and we'd love you to take one home to try.*

# Summer Inspired Gifts

Summer is finally here! I am looking forward to picnics at the beach and enjoying the warm sunshine. I am also looking forward to going to the farmer's market and eating all those yummy fresh fruits and vegetables. Another favorite summer pastime is going to the Tuesday concerts in downtown Livermore.




If you enjoy those fun times as well I have found the perfect items to make your summer fun even more enjoyable. I don't know about you but I am always dropping my picnic food items onto my lap. So I found the solution; **a table in a bag** which is the perfect portable table for any outdoor activity. The collapsible table rolls up and fits into an easy carrying bag. Under 10 pounds it is even something the kids can carry. The tables come in two styles either wood or aluminum and are low so that when you are on the ground or cushion the table is the right height. To go along with the table

I have found the nicest **roll up blankets** with a carrying handle. The blankets are made of polyester fleece with a water-resistant backing to protect you from the damp ground.

In celebration of Art Under the Oaks, and for the wine enthusiast we will have many items to compliment your wine collection. **Wine shaped bottles to collect all those corks, glass and felt coasters** in a wine/grape motif, **glass cheese boards**, and of course **great wine T-shirts**.

Stop by the gift area to check out all of the new products that have just arrived in time for summer fun!



## Last Chance for Concrete Leaf Art!



You know you've been wanting to sign up — **and we only have July and August left for this year! Just DO it!** You will be so glad you did!

Making these garden treasures is more than fun . . . and you will be so pleased with the outcome! No prior craft experience needed, just a willingness to get a little messy and smile a lot.

Sign up for our **Saturday, July 10th** 10 am class— or if you can't make that one, get your name in on our last class of the season, **August 14th**.

Don't miss out on making these extraordinary leaves. Once you've learned the process, making more for yourself or for gifts is addicting. The cost is \$75.00 plus tax, and that includes the instruction and materials for both classes. Part one is the actual making of the concrete leaf, and part two (a couple of weeks later, after the leaf has dried) is our painting class where you will receive instruction and the materials to make your leaf even more fantastic. You will take the leaf home after this class. Both classes are 2 hours each. Sign up with our Alden Lane Cashiers by phone or in person - class size is limited.

## Concrete Leaf Class for KIDS!

**August 21st  
11 am - 12 pm**

Our Concrete Leaf Class is now offered for kids 7 years old and up (*a parent may accompany a child if they need some extra help*). Your



kids will make a beautiful piece of garden art using a living leaf impression, much like the leaves displayed at Alden Lane for our adult leaf classes, but using colored concrete instead of being painted, so they may take them home a few days after they have "cured".

The leaves are approx. 8-10", and they can make up to 3 leaves, depending on the size of leaf and time constraints. This class includes all materials, including the leaves - just dress in clothes you can get messy in and be ready to have a lot of fun! We warn you, this process is addicting, and you and your children just might get hooked on this wonderful art form. Think about all those holiday gifts you can make! The cost is \$25.00 per child, plus tax.

Class size is limited, so call our cashiers today to register and pre-pay.

# Win A 5 Gallon Crape Myrtle

## Win a Crape Myrtle (tree form) plus Planting Supplies

It is the perfect tree for a small garden or patio, or a flowerful accent in the garden. Crape Myrtle is just the tree for the Livermore Valley.  
It loves hot sun and blooms bountifully!

### Planting supplies include:

- ★ 1 bag (2 cu. ft.) Planting Mix
- ★ Stakes
- ★ Master Start Fertilizer

A \$70.00 Value

No purchase necessary. Need not be present to win. Drawing held on July 31, 2010.

### CRAPE MYRTLE

July 2010

Name: \_\_\_\_\_

Address: \_\_\_\_\_

City: \_\_\_\_\_

Phone: \_\_\_\_\_

Email: \_\_\_\_\_

Yes, I would like to receive the newsletter online.

## Bring on the Heat – It's Crape Myrtle Weather

Some plants perform best when the heat is on. In weather that steams sidewalks crape myrtle bloom with continued strength reveling in the sun and heat. They are summer show offs.

In full bloom this striking shrub/tree almost radiates color, sporting a full head of crinkled, “crape” like blooms in various shades, and there are more talents to this tree. Earlier in the year Crape Myrtle gives another show when the new foliage breaks with a coppery red tone; and as the season progresses, the bark often splits to reveal a spring pink undercoat. In autumn the handsome green foliage of many varieties changes to either red orange or maroon before dropping to the ground.

It is however, the mass of summer blooms, which makes Crape Myrtle really worth growing. They range in colors from white, pink, lavender, and purple; to almost brilliant red. For those who prefer pink try **Seminole** which is a medium pink. If it's white you like, ask for **Natchez white**. **Catawaba** produces a strong, deep purple and for a hot pink choose **Watermelon Red**.

Or choose the brilliant red crape myrtle called **Dynamite**. Its cherry red flowers, crimson buds and leaves will leave no doubt that it will create an eye catching display in your garden. As the red flowers age they will create an explosion of color.

If powdery mildew has been a problem in the past on your crape myrtle fear no longer! These mildew resistant varieties are available now in good supply. **Muskogee**



has a bright lavender pink blossom and produces the most brilliant fall colors of scarlet, orange and yellow. **Tuscarora** is more upright and produces coral red blossoms huge flower trusses. **Zuni** has glossy green foliage with dark lavender purple blossoms.

For smaller spaces use the **Petite Series** crape myrtle bushes and patio trees. **Petite Embers, Plum, Orchid, Snow** and **Pinkie** are some of the colorful possibilities! Any of these varieties will add an abundance of color to your summer time landscape.



981 Alden Lane  
Livermore, CA 94550  
(925) 447-0280

Change Service Requested

PRSR STD  
U.S. POSTAGE  
**PAID**  
PERMIT #274  
Livermore, CA

**IMPORTANT!**  
Time Critical  
Please Deliver Promptly

**ALDEN LANE NURSERY HOURS:** Open Daily from 8:30 a.m. to 6:00 p.m.  
*We will be closed on the Fourth of July. Remember to shop early for your holiday flowers!*

## SPECIAL COUPON

Present This Coupon & A Canned Food Item  
TO RECEIVE FREE

# A Tillandsia House Plant!!

(\$1.99 Value)



Food Donations are Optional. All donations go to local relief agencies. One coupon per family, please!  
Offer Good July 1-31, 2010.

## HOW TO FIND ALDEN LANE NURSERY

