



Alden Lane Nursery Newsletter

APRIL 2010

Serving You Since 1955

981 Alden Lane, Livermore, CA • www.aldenlane.com • (925) 447-0280

Announcements

- **Watch the Valley Gardener** on TV30 for great gardening tips with host Jacquie Williams-Courtright at 7:30 am and 1:30 p.m. Monday - Friday and repeated on Saturday at 7:30 a.m., 11:00 a.m. and 4:00 a.m. & Sunday at 7:30 a.m., 11 a.m., 1 p.m. and 4 p.m.
- **The Livermore-Amador Valley Garden Club** will meet on Thursday, April 8 from 7 to 9 p.m. at Harvest Park Middle School, 4900 Valley Road, Pleasanton. Our speaker will be **Fred Hempel, Ph.D.** speaking on "*The Importance of Gardening for Farmers: Embracing Failure for Success*". Fred is an amateur tomato breeder. For more information contact Lydia at 461-1725.
- **Livermore-Amador Valley Garden Club Plant Sale.** Buy 'member' grown plants on Saturday, April 17th from 9 a.m.-Noon — Rain or Shine. Amador Valley High School parking lot, 1155 Santa Rita Road, Pleasanton, CA 94566.
- **Mt. Diablo Rose Society** meets the second Wednesday of the month, 7:30 p.m. at the Dublin Library, 200 Civic Plaza, Dublin. Call for details 829-4929.
- **Bonsai Club** meetings on the 3rd Saturday of each month from 11 a.m. to 1 p.m. at Alden Lane Nursery. Come one, come all!

It's Bonus Dollar Time!

See details inside.

\$\$\$ \$ \$ \$ \$



Tasty Tomatoes For Your Summer Salads!

Vegetable Gardens Start This Month!

Feeling adventurous? Ready to try some new tomato varieties this year? We have them! Check out this list of varieties and sizes. We know there's something to fit your taste and gardening needs. Prepare your soil with our *Recipe for Good Garden Soil*. If you want to plant your tomatoes in containers we'll help you select just the right varieties. April is a great month to start planting your vegetable garden. We have seeds, seedlings and four inch plants to help get you going. Once the danger of frost has passed you can set out tomatoes, eggplant and pepper starts. As temperatures warm plant watermelon, cucumbers, pumpkins, beans, and more. Melons, cucumbers, basil are the most cold sensitive. We have a great selection of tomato cages, organic snail and bug baits, vegetable fertilizer along with tips for good growing. **Stop by and see us soon!**

Tomato Varieties:

- **CHERRY SIZE:** Currant, Green Grape, Isis Candy, Red Grape, Red Pear, Suncherry, Sun Gold, Black Cherry and Sweet Baby Girl.
- **SMALL TO MEDIUM:** Amish Paste, Black Prince, Golden Jubilee, Green Zebra, Heatwave, Daniela, Pearson, Legend, Juliet, Pink Ping Pong, Speckled Roman, Stupice, Oregon Spring and Rutgers.
- **LARGE:** Abraham Lincoln, Big Pick, Black Krim, Cherokee Purple, Delicious Golden, Jumbo, Mr. Stripty, Caspian Pink, Paul Robeson Mexico, Super Marzano
- **EXTRA LARGE:** Big Rainbow, Brandywine, Yellow Brandywine, Dinner Plate, Prudens Purple, Watermelon, Hillbilly

Runaway Rabbit

Do you have a hibernating bear in your house this winter?

These adorable slippers from **Runaway Rabbit** are designed to bring a smile to even the most winter dreary among us. With sizes to fit both adults and children, everyone can be in on the fun!

Hop into Alden Lane this spring, for more than just beautiful plants.

An inspired place to shop for home, garden and gift!



Hydrangeas . . .

The Endless Summer Series

Endless Summer Hydrangeas are deciduous shrubs that grow to three to five feet tall and wide in a rounded form, smaller in pots. They prefer a location with a healthy dose of morning sun followed by shade in the afternoon that stays consistently moist, but not wet. Like other hydrangeas, "*The Original*" and "*Twist-n-Shout*" will naturally be pink in our alkaline soils, but can be treated with aluminum sulfate - "*Master Nursery Hydra-Blue*" - to make the flowers blue if you prefer. Come in and our nursery professionals will help you with the care and feeding needs that are particular to your garden.


Hydrangeas are one of the most easily recognized flowers in the garden with their puffy balls of color on that lush green foliage. The cool blues, lavenders, and pinks are easily worked into many color schemes and the plant itself can fit into almost any landscape. Whether you have a cottage garden, a formal garden, or just a container garden an **Endless Summer Hydrangea** could be the perfect plant for you. Unlike other hydrangeas, the Endless Summer hydrangeas bloom on old and new wood thus extending the bloom season all summer long. Traditional hydrangeas involve careful pruning, but with the blooming habit of Endless Summer pruning is a breeze.

The series includes "*The Original*", a traditional mophead



hydrangea who's color can vary from pink to blue depending on soil or whether you treat it with "*Hydra-Blue*" or not. Removing the 8" diameter flowers when they are spent encourages even more blooms since it blooms on new growth

This is the first plant in the series discovered in nursery production in Minnesota in 1998. Since then two more plants have been added to the collection. "*Blushing Bride*" is a mophead type hydrangea with pure white blooms that slowly mature to a pink blush. The foliage is a beautiful dark green and the stems are quite strong giving the plant a neat erect habit. "*Twist-n-Shout*" was a 2009 introduction and adds a lace-cap hydrangea to the Endless Summer collection. Lacy deep-pink centers are surrounded by gorgeous blossoms of pink or periwinkle blue, depending on soil type. The dark green foliage turns burgundy in fall providing even more year-round interest.



Plan on a Bumper Crop This Year

April is high season to start your vegetable gardens and to encourage you we are offering Bumper Crop organic soil amendment at a special price, buy 4 bags for the price of three.

That's a 25% savings!

Bumper Crop is a blend of composted fir bark and forest humus fortified with 15% chicken manure, worm castings, bat guano and kelp meal. pH balanced with dolomite and oyster shell lime.

We love Bumper Crop for vegetable gardening. It adds nutrients and improves texture resulting in better yields. Apply a couple of inches into your garden soil every year to nurture, nourish and refresh. Use 5-8 bags per 100 square feet.

Our Special Price through April: **Buy 4 bags for the price of 3** (Save \$8.99, regular price, \$8.99 each) Offer Good through April!

Showers of Flowers for Spring!

Can't you hear them singing?

Choruses of blooms heralding Spring and Easter are around the corner! Color your own Spring Celebrations with **fragrant Lilies, Orchids, Roses** and so much more.

Alden Lane has **baskets brimming with the blooms** of the season to pick up and go — or we would be happy to customize your living gifts and décor by working with you to pick out your favorites and put them together for a signature look. How about a sweet **African Violet** or bright pink **trumpet lilies** bursting with blooms — any way you celebrate, color your world at Alden Lane!


Celebrate spring this year with a **statuary animal** for your garden. Not only do we have bunnies, you'll also find pigs and piglets, darling birds, turtles, frogs, dogs and cuddly cats! Check with the staff for suggestions.

Shop early! WE'LL BE CLOSED ON EASTER SUNDAY, APRIL 4th!!



Notes for April Gardening

- Looking for planting directions? Check out our web site (www.aldenlane.com). The instructions are simple, easy to follow and well illustrated.
- Now is the time to hang **Yellow Jacket Traps**. Early spring is the time to capture the colony's queens thus exponentially reducing the yellow jackets in the area later in the year.
- Make sure to fertilize all your plants to support and nurture all the beautiful spring growth. **Formula 49** and **Maxsea** are two favorites. Drop in for just the right suggestion.
- Protect new plantings from slugs and snails with pet safe **Sluggo** or **Master Snail, Slug & Insect Control**.
- Grub control for lawn. Now is the time to prepare for battle against root eating grubs in your lawn or vegetable patch. Treat the lawn or planting beds before they get established this summer. Use **Beneficial Nematodes** (organic) or **Bonide Grub Beater**. Stop by for details.
- Raise the height of your lawnmower** to 2½ -3 inches for the summer. Taller grass survives hot temperatures better and helps shade out weed invaders.
- Alden Lane Nursery has a wide selection of **bedding plants for summer color**. Choose favorites like cosmos, impatiens, petunias, marigolds, and zinnias. You can also plant tomatoes, eggplant, peppers and zucchini this month. Plant this month and reap the reward of bountiful produce through the summer and lots of fresh flowers for your home.
- The warm weather has also brought out the aphids. Check the tender new growth on roses, ornamentals, fruit trees and vegetables. Hose them off with a stream of water. Control out of hand populations with **Ladybugs** or **Monterey Take Down**.
- Control the toughest broad leaf lawn weeds (including oxalis) by using **Spurge Power** or **Tuflon Ester**. Spurge Power is a liquid concentrate and when used correctly does a better job in our observation at saturating the leaf surface and effectively eliminating broad leaf weeds that the dry fertilizer/weed killer combination products.
- April is a great month to reseed bare areas in your lawn.** The weather is still mild but the soil is warming. Scratch up the soil surface a couple inches deep and work in an inch of compost. Sow seeds about as thick as Parmesan cheese on pizza (not too thick or each seed will crowd out the next). Tamp the seeds flat onto the soil, cover with a 1/4 inch of compost, fertilize the whole lawn with **Master Start** and water in. Keep evenly moist but not muddy. For more aggressive renovation or to plant a new lawn, refer to our green **Lawn Renovation Flier**.
- Pests are a natural part of growing your own vegetables, and natural pest control products are the preferred choice for controlling them. Use **Monterey Take Down** for most insect pest, and **Captain Jacks** for most worm-like pests. Both are effective and labeled for organic gardening.
- From the earliest days of April **keep a keen eye on your plums and cherries for any sign of aphids**. Aphids love sucking sap from the tender juicy foliage of Spring trees and these 2 are favorites. Aphids are usually black or green, pin head-sized bugs with 2 stubby tails. They reproduce so rapidly that your tree can quickly be overcome by these voracious suckers. They drop a sticky honeydew that spoils the appearance of nearby surfaces. Getting at them early is important because typically, they go unnoticed until they damage the leaves to the point of curling. Once the leaves curl, the aphids are nearly impossible to get to with sprays. (They simply hide inside the curled, damaged leaves.) Watch for aphids and spray as soon as detected with **Monterey Take Down**. Spray again in 3 day intervals for a week and continue to monitor.



Hailey's Comments

April showers bring . . . more mud. I am Hailey, the resident canine of Alden Lane's Premier Garden Center.

Spring has sprung around here and I'm enjoying the buzz of activity. Our gates are open longer for your walking pleasure. I beg you to give a human "Hi" when you visit me. (Believe it or not I'm particularly fond of carrots if you think of bringing a treat. I will respond with a wag and a series of canine kisses.)

Vegetable gardening is in full swing here. There are 80 to 100 varieties of tomatoes to scratch through, finding your specific breed. Raised bed gardening is all the rage this year. I like this trend, as a dirt lover myself. A raised bed garden

*laced with fresh **Pay Dirt** or **Bumper Crop** is among the nicest places on earth for a dog to laze away the afternoon. (Count on a bath tonight too.)*

*Check out a little "dog house" corner of the store I hate. Animal repellents defend their planting pack's territory aggressively, keeping critters like me out of your garden. **Repels All** is a particularly repugnant odor. This rank scent will secure your plants inside invisible kennels, keeping the animalia kingdom outside the growing area. This allows your dog to roam free.*

Paws of Reflection: "Your dog does not know sit"

(Recently seen in Alden Lane Nursery Gift Store, Greeting Cards)

Concrete Leaf Class

Join Sue to make your own Concrete Leaf Art. You mold the leaf during your first class and paint it in the second. The cost is \$75.00 plus tax for the two class series. The leaves make beautiful garden art and may be used to create a custom water effect. Bring a friend and join the fun. Our first leaf making class will be on **April 17th** and first painting class on **May 2nd**. Call to prepay & reserve a spot in this 'Rave Review' workshop.


Japanese Maples In Your Garden



Looking for a special accent in the garden? Plant a Japanese Maple with its colorful bark and cut leaves. We have a large selection of both green and red leaf varieties, coral bark and cut leaf specimens. Maple prices can fluctuate like the price of gasoline and

this spring the prices are the lowest they've been in years! Now is the time to take advantage of perfect planting weather and affordable pricing. Included in our collection this year are:

- **Fireglow** - one of the best red leaf maples for our hot dry climate;
- **Tobiosho** - a vigorous green variety with spectacular red fall color;
- **Butterfly** - a stunning small tree that has interesting white edged green leaves that turn pink in fall;
- **Red Dragon** - a lacy red leaf maple that stays small and holds its color well in summer heat; and
- **Sharp's Pygmy** - an incredibly compact green variety that has very small scale look that's great in pots!



BACKYARD ORCHARD SEMINAR

Bumper crops and heavy harvests await those who attend our monthly fruit growing seminars.

Get in depth instruction on a different fruit each month, as well as techniques in pruning, disease control, and much more! We will

cover the entire "backyard orchard" over the year including grapes, berries, and citrus fruits. We want you to be the most successful you can be in achieving your goals of a fruitful, nutritious lifestyle.

Attend multiple classes to earn a ticket to the **2010 Fall Harvest Recipe Party**, and get "Alden Lane Certified" as an official Backyard Orchard specialist! Giveaway items, information hand-outs, and raffle prizes will be available at every class.

All classes are to run from 11 - 12 noon with extra time for Q & A and will cost \$5 (**bring a friend for free!**) Call ahead to prepay and reserve a seat.

Saturday, April 17th • 11- Noon

"All You Want to Know About Cherries"


Also learn about Integrated Pest Management for your garden!!

Aphid Control Lady Bugs to the Rescue!

Ladybugs are handy critters to release in your garden in the spring, summer and fall. They can help keep the populations of aphids under control.

Aphids are a greater nuisance than perhaps any other garden insect, they suck the juices out of fresh tender growth, weaken the plant and deposit a sticky, sugary residue on items below their work site. They are prolific in their reproduction.

For those wishing an organic, or natural method of controlling aphids, We suggest a one-two punch, first with **Bonide All Season Spray Oil**, followed up with fresh release of Ladybugs. The spray oil simply sprays on at the end of a hose, no mixing. It smothers pests, rather than poisoning them. The Ladybugs mop up the leftovers and sort of stand guard against local aphid uprisings.



Healthy Blueberries From Your Garden

We have all heard the great benefits from eating fresh fruits and berries. Blueberries are just one of the berries that really require little care yet have many great benefits. You can easily grow your own and have blueberries all throughout the season. The idea is to plant an early season, mid-season and late season variety. Planting this way will insure a harvest all throughout the season. *Why not reap the rewards of growing your own crop and enjoy the many health benefits that come from eating blueberries?* Blueberries like morning sun, afternoon shade and they also like an acid soil. They do great in the ground or in containers. Try planting **Spartan** (early season), **Sharpblue**, **Reveille**, or **Misty** (mid-season), **Sunshine** or **Darrow** (late season). We do have other varieties to choose from. Please come by and let one of our knowledgeable staff members get you started.

Plan a "Scentsational" Day for Mom on Mother's Day Weekend

May 8 & 9th • 11 a.m. - 4 p.m.

Take a walk through hundreds of roses and then enjoy our tent of fragrance where we will feature our most scented roses, stop by and make your own rose potpourri to take home; perfect to scent the car, your pillow, closet, or drawer. We'll also have a very special rose hand treatment to enjoy.



After a leisurely stroll, make your way to the patio where you can sip Lemonade Iced Tea with fresh made cookies. May is the very best time to walk through the roses and enjoy all the colors and scents. We hope you'll bring Mom in to enjoy this special time at the nursery. Cost is \$5.00 per person, reservations required, so call and sign up in advance. (925) 447-0280.



Enchanted Gardens

What's old is new again! There is something magical and downright enchanting about **terrariums**, and they have come back into vogue again – and for very good reason. They are delightful and very simple to make and maintain! Basic elements will transform your glass containers into miniature gardens to enjoy in your home or office. Included in this article are some simple instructions . . . but better yet – come in and ask for Sue, and she will show you how to make one and the right plants to put in it. This is a great project for kids, too!

- Glass container with or without lid, big enough to house 2 or more 4-5" plants
- A layer of gravel
- A layer of plant charcoal
- A layer of sphagnum moss
- A minimum of 3 to 4 inches of potting soil
- 2 or more small and low growing plants (pink polka dot plants, button ferns, selaginella moss, fittonia, neathe bella palms, tillandsias, cryptanthus)
- Decorative item or two- a miniature figurine, interesting rock or shell
- Small, decorative gravel to cover soil

Layer your terrarium in the above order, find a spot where it gets light, but no direct sun, and enjoy the oohs and ahhs of all who see it. Water it sparingly, sticking a finger in every week or two to see if it is dry. These make excellent gifts-and if you don't find the time to make it yourself, contact Sue at Alden Lane and she will make a custom terrarium for you to your specifications.



Recipe for Good Garden Soil!

GOOD GARDEN SOIL!

For each 100 square feet add:

- 5 to 8– 2 cubic ft. bags **Master Gold Rush** or **Bumper Crop**®
- 5 lbs. **Iron Sulfate** or **Soil Sulfur** to acidify and add iron.
- 10 lbs. **Master Vegetable Food** or **Master Flower Food**, **Master Formula 49** can be used for ground covers.
- 50 lbs. **Gypsum**. It loosens hard soils as it adds sulfur & calcium. (An excellent addition in our heavy soil.)

Mix well with your soil to an 8" depth and water well.

Good Garden Soil Starts Here!!

If you are preparing a vegetable or flower garden bed here's a tried and true soil preparation recipe that works wonders. It lightens our heavy soil, nourishes it and buffers the pH to make it 'just right' for the success of your vegetable and flower seeds or transplants.

Herb Pot Demonstration

Saturday
April 17th 10 a.m.

Bedding has a new way of being "green". Come to this class and view our new biodegradable herb and vegetable pots. We will have brightly colored rice hull pots of varying sizes with "yummy" names like eggplant and buttercup. These reusable pots can add a unique splash of color to your patio or table without the guilt of plastics.



We will also demonstrate different planting combinations including herbs and spring annuals that will look great in these pots. You will have many plants available, from which to make your selections for your own unique pot. Another sustainable solution is the wheat-based thermo pots that our vegetables from Fredriks growers will be in this year. These pots and trays are biodegradable and/or combustible. These will be available for viewing and for sale with a vegetable growing in them. So come with your imaginations ready, to Alden Lane Nursery and together we will help each other stay green!

Coming Events

The 26th annual **Bouquet's to Art** is back at the de Young Museum in San Francisco, April 20-24. Floral designers fill the de Young galleries with floral tributes complementing works of art. For more information call 800-777-9996 or visit www.bouquetstoart.org.

Hidden Gardens of the Valley Garden Tour (benefitting the Valley Humane Society), Sunday, May 16 from 10 a.m. – 4 p.m. Tickets are \$35 and can be purchased from Alden Lane Nursery or online at www.valleyhumane.org. For more info call 925-918-0799.

Bringing Back the Natives Tour. Sunday, May 16th 10 a.m. - 4 p.m. Free self guided tour of 60 East Bay Gardens. Visit www.bringingbackthenatives.net for more information.

SPRING ROSE SHOWS

Mark Your Calendar for Upcoming Rose Shows. They are easy to exhibit in and easier to attend. Plan on attending these two.

Mt. Diablo Rose Society Spring Rose Show

Sunday, May 2nd

Dublin Senior Center, 7600 Amador Valley Blvd., Dublin. Novice public entries welcome between 7:00 and 10:00 a.m. Enjoy the show from 1:00 to 4:00 p.m.

The "70th" Annual Pleasanton Public Rose Show

Sponsored by Alain Pinel, City of Pleasanton and Alden Lane Nursery.

Saturday, May 8th at the Pleasanton Library
400 Old Bernal Avenue, Pleasanton, CA 94566

You can enter cut flowers from 7:30 – 10:00 a.m.

Judging: 10:00 a.m. to 12:30 p.m.

Show hours: Saturday, 1:00 to 5:00 p.m.

Award Ceremony Saturday at 1:30 p.m.

All backyard novice entries are welcome.

For more information visit www.pleasantonroseshow.com.

Seasonal Beauties!!



Roses are in their glory and we have every color, flower form and type – from hybrid tea to floribunda, tree form to David Austin roses.

Alden Lane has hundreds of roses including climbers, tree, shrub, hedge, minis, Drift, Flower Carpet™ and many more.

Included in our selection this year is the 2010 All American Rose winner "*Easy Does It*".

Rose Spray Program

The program, combines disease and pest control with fertilizer. The following are the ingredients to make up the basic spray and the amount of each to be combined and added to one gallon of water.

Bayer 3 in 1 Rose Spray
2 tablespoons

MAXSEA 16-16-16
1 tablespoon

Gromore Seaweed Extract
4 tablespoons

Vinegar
1 tablespoon

The first spray should be made at the moment disease is first noticeable, then as needed thereafter. For maximum protection and feeding, you can spray every 10 days through the spring growing season. Read and follow Pesticide labels.

Remember never spray or feed a thirsty plant. Always water your plants well the day before. It's important to avoid the heat of the day when treating and take care with your dilutions (don't overdose)!



Guess Who's Coming to Dinner . . . Snails, Slugs & Other Bugs!!!



Consider earth and pet friendly **Sluggo!** The base ingredient of Sluggo is naturally occurring Iron Phosphate that does a great job of controlling snails and slugs in the garden while not harming other creatures including pets and people; and as it breaks down it actually nourishes the plants. **Sluggo Plus** includes an organic control for earwigs and cutworms too.

Our **Copper Tape** is a good mechanical barrier that can be used to protect your plants. Use 2 widths of it to keep snails and

slugs from devouring your plants. Old standby favorites are **Master's Snail, Slug and Insect Control** granules. It does a great job at combating earwigs and pillbugs (rolly pollies) too.

SAVE THE DATE!!

Mosquito Fish Give Away

Drop by the nursery on **Saturday, May 8th** with a pail or bucket and take away some **FREE** mosquito fish for your ponds or large fountains. These fish are courtesy of the Mosquito Abatement District. The hours are from 10:00 a.m. to 2:00 p.m.

Win Free Soil Amendments

Good Garden Soil Recipe Kit

Great gardening begins with your soil. Win this Good Garden Soil Recipe Kit to start your vegetable garden on the right foot this year.

5 Bags of **Bumper Crop or Pay Dirt**
 1 – 50 lb. Bag of **Gypsum**
 1 – 5 lb. Bag of **Iron Sulfate**
 1 – 10 lb bag of **Masters Tomato Vegetable Food**

A \$65.00 Value

No purchase necessary. Need not be present to win. Drawing to be held April 30, 2010.

GOOD GARDEN SOIL RECIPE KIT
April 2010

Name: _____

Address: _____

City: _____

Phone: _____

Email: _____

Yes, I would like to receive the newsletter online.

Kid's Club Activities

Make Mom a Concrete Ornamental Memory Stone for the Garden.

Saturday, April 24th

Cost is: \$20. Time: 10:30 a.m.

Leave a hand print in a stepping stone or stamp a phrase to mark the year. Over indulge your desire to decorate by studding your stone with colored marbles, glitter, or bring trinkits from home. Let your inner artist take charge.

\$20 dollars covers materials for one project. This is a messy class (all the more fun) You can make a mess and we will clean it up. Must pre-register due to required preparation

Memory Stones are made on Saturday, available for pickup by Tuesday. Kids of any age are welcome, but the younger set should be accompanied by a helping adult.



Orchids 101

Don't miss the opportunity to learn more about this wonderful plant! Our expert on staff, Sue Fordyce, will simplify this complex subject and put you on the path to orchid success in this 1½ hour session.

Learn all the basics about watering, light, repotting, and general care. These beauties are always talking to you – learn their language and you will be a confident grower and have a much better understanding of what they need to perform well in your home. You are also welcome to bring one or two orchids you are concerned about, and get them analyzed and back on the road to health!

The date is **Saturday, April 10 from 11-12:30**. The cost is \$10, plus you can **bring a friend for free!** Sign up today in person or by phone with our Alden Lane Cashiers.

Did You Know??

We can help you select color choices for your event? Everything from putting together blooming centerpieces, small flowering items for favors, or thank you's, to rental plants.

We can special order quantities for weddings, graduations, any event you plan! **Ask for Sue in the greenhouse!** Come on in and let us help create a beautiful event.



It's Time for Bonus Dollars Again!

Our traditional springtime event – **Bonus Dollars** – is back! Bonus Dollars are distributed April 1 through May 31. You earn 10% of your total purchases and are paid in Alden Lane Nursery Bonus Dollars. These Bonus Dollars are redeemable August 1-31. They are to be used for up to 50% of your purchases in August. For example: if you have 10 Bonus Dollars you may use all 10 on a purchase of \$20 or more.

(Bonus Dollars are not valid with other discounts or coupons. Bonus Dollars are not valid on sod, sale items or other special orders. Sales limited to stock on hand. Not redeemable for cash.)



981 Alden Lane
Livermore, CA 94550
(925) 447-0280

Change Service Requested

PRSR STD
U.S. POSTAGE
PAID
PERMIT #274
Livermore, CA

IMPORTANT!
Time Critical
Please Deliver Promptly

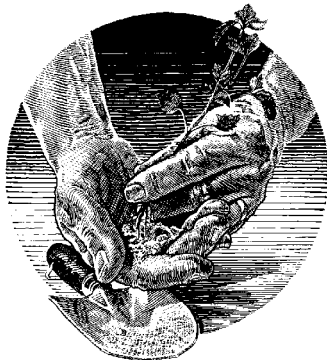
0410

ALDEN LANE NURSERY HOURS: Daily from 8:30 a.m. to 6:00 p.m.
WE'LL BE CLOSED ON EASTER SUNDAY, APRIL 4TH. Have a Wonderful Holiday!!

SPECIAL COUPON

Present This Coupon & A Canned Food Item
TO RECEIVE FREE

A 2" Seedling Tomato Plant!!



(Limited to stock on hand. Value: 99¢)

Food Donations are Optional. All donations go to local relief agencies. One coupon per family, please!
Offer Good April 1-30, 2010.

HOW TO FIND ALDEN LANE NURSERY

