



# Alden Lane Nursery Newsletter

SEPTEMBER 2008

Serving You Since 1955

981 Alden Lane, Livermore, CA • [www.aldenlane.com](http://www.aldenlane.com) • (925) 447-0280

## Announcements

- **Watch the Valley Gardener** for great gardening tips with host Jacque Williams-Courtright at 7:30 am every day, repeated on Saturday & Sunday at 11 am.
- **Sign Up for the E-Newsletter.** Take 30 seconds and sign up today for our email version of the newsletter. Go to [www.aldenlane.com](http://www.aldenlane.com) and follow the prompts.
- **Livermore-Amador Valley Garden Club has changed its meeting date to the 2nd Thursday of the month**, so the September meeting will meet Thursday, Sept. 11, 2008 at Alisal School, multipurpose room, 1454 Santa Rita Road, Pleasanton at 7 p.m. Guests are welcome. For more information please call Sally at 417-8809 for details.
- The **Mt. Diablo Rose Society's** meeting is the 2nd Wednesday of each month at 7:30 p.m. at the Dublin Civic Center. Call 829-4929 for details.
- **Fall Festival coming in October!** Mark your calendars for our Fabulous Fall Festival on October 11th & 12th, 18th & 19th, 25th & 26th. The Festival hours are 11 a.m. to 4 p.m. You can participate in scarecrow building, games; enjoy tasty food, farmer's market, pumpkins and much more. See you there!
- Plan to attend a **water wise gardening & water efficiency meeting** at the main Livermore Library. September 30th, 6:30-8:00 p.m. sponsored by Zone 7 Water & Alden Lane. Call the nursery to sign up. It's free.

### Alden Lane Nursery Hours

Open daily: 8:30 am - 6:00 pm



11th Annual

## Quilting in the Garden

Presented by Alden Lane Nursery & In Between Stitches  
September 27th & 28th • 9:00 a.m. to 4:00 p.m.

*Quilting in the Garden is held each September at Alden Lane Nursery. This year we are pleased to be hanging the work of local artists, all hanging from the majestic Oaks at Alden Lane. The quilt show in the nursery is free and the lecture series will have a nominal charge. A class will be offered on Thurs., September 25th & Fri., September 26th.*

(See inside for more details.)

## You're Invited to a Tomato and Salsa Party September 13 & 14th - 1:00 to 3:00 pm

Come and join us for the **First Annual Tomato & Salsa Tasting Party!** Featuring Salsa music, chips for dipping, fresh fruit cooler, your sombreros are optional!! We'll provide dozens of tomatoes to tantalize your taste buds, you'll fall in love with all the flavors! You can pre-order for next year to be sure and get all your favorites.

We want to taste what you've done with your homegrown tomatoes, and reward you for your efforts! **Bring in a pint of your homemade salsa and compete for high honors as "Top Rojo with the Mojo"**. Your salsa will be judged by secret celebrity judges as well as Alden Lane Staff. Criteria will be: the use of spices, flavor complexity, and all around good taste.

Top winner brings home:

- A \$100.00 Alden Lane Gift Certificate to start your next salsa garden
- Your name on the perpetual Salsa trophy, and
- Your recipe and picture will be posted on the Nursery website. **Fame and fortune will follow you always!**

Second place winner will receive a \$35.00 gift certificate for Casa Orozco, and third place winner will receive a group of pepper ornaments to commemorate your efforts!

Homemade salsa must be at Alden Lane by 1 p.m. on Saturday, September 13th. Winners will be announced on Sunday, September 14th at 3 p.m.

We hope you'll come and join us for this fun and festive event!!



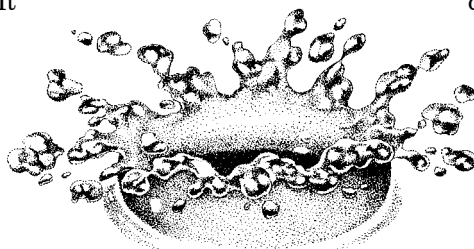

# Water Gardening: A "Water Wise" Dimension to the Garden

The sight and sound of falling water in the warmth of the autumn day can cool your senses and soothe your soul. Water gardening is surprisingly "water-wise"! Whether you use a pond liner or a large ceramic container, the addition of growing water plants helps to filter the water and keep it clean continually. Plants also help to cover the surface of the pond and slow the evaporation of the water helping your pond to be more self sustaining. We have a fabulous selection of water garden plants. Drop by and let us help you get your water feature up and running and add another "green" element to your outdoor room!

Here are a few of our favorite plants!

**Umbrella Plant** (*Cyperus alternifolius*) In or out of the water this ancient plant will enhance your garden with its form and silhouette patterns. It is a hardy, clumping perennial which grows 4 to 8 feet. It is very effective in containers and pools. Plant in full sun or shade and water regularly to establish.

**Water Poppy** (*Hydrocleye nymphoides*) This is a deciduous perennial, a semi-floater that spreads by stolons to about 3 feet wide. Pull out excessive plants to maintain order. It blooms with a deep yellow 'poppy' shaped flower in summer which appears just above the foliage. Plant in sun or part shade and a water depth of 2 to 6 inches above the crown.




**Pennywort** (*Hydrocotyle verticillata*) This plant features glossy, bright green leaves that are scalloped and rise above a running stem. 6" tall with a spreading habit. This plant can cover 2'x2' or more in a season. Enjoys Sun to part shade and can be planted in moist soil or as deep as 6".

**Parrot's Feather** (*Myriophyllum aquaticum*) This plant has feathery foliage. It makes great cover for fish. Pot in rich soil and submerge the edge to soften the lines of a formal pond or water basin. Plant in sun or part shade. Prune regularly.

**Hardy Water Lilies** (*Nymphaea hybrids*) These are a collection of hardy, winter dormant plants for ponds and pools that are easy to grow. The blooms open during the day from spring through fall. Colors are most often in shades of yellow, pink, red, peach and white. All water lilies need sun and 8-12 inches of water above the soil in the container for the big leaves to float on.

**Water Canna** (*Canna hybrid*) The dark foliage of this plant makes it an excellent accent plant for bog or water garden planting – showy red flowers add color over a long season. It is a hardy, deciduous perennial with an overall height to 4 feet tall. Excellent for ponds, streams and bog plantings. Flowers profusely spring until fall frost. Plant in sun or wet soil or water up to 6 inches deep.



## Edible Garden Talk

Sunday, September 21st at 1 p.m. The class is free. Call and reserve your seat today!

Come let us teach you how to incorporate edible plants and flowers into your fall garden. You will learn about soil preparation, what are the fall vegetables to plant and how to plant them. We will also cover edible container gardening for small spaces. For later season planting we will cover what is available for our bareroot vegetables, fruit trees, grapes and berries.

## Orchids 101

Orchids got you stumped and making you feel like your green thumb is a little brown? Come to our Orchids 101 session on September 13 at 11 am and let our orchid expert Sue Fordyce get you on track to growing and blooming a variety of orchids. Our workshops are full of practical information that will help you understand this daunting and often confusing subject and give

you the confidence to succeed. Join us, and you are welcome to bring in an orchid that you have questions about. Cost is \$10.00, and you can bring a friend for free! Sign up early with our Alden Lane cashiers by phone or in person.

## It's A Fall Fun Kid's Tour!

It's an hour of pure fun for your kids. They'll take a guided tour through the Walnut Hulling barn, go apple fishing, visit the Farm and the Pumpkin Patch to choose the perfect Jack O' Lantern and get a goodie bag – all for \$8 per child. Minimum group size is 15, maximum is 25. Call to reserve a spot early as this books up quickly.

Available Tuesday, Wednesday and Thursdays in October between 9 a.m. and 1:30 p.m. Ask for Cyndee or Jacquie to book.


## Bulb Planting Workshop

Saturday & Sunday, September 27 & 28. Drop in between 11:00 and 4:00 to plant up a pot of bulbs.

Bring your own pot or select one here. We will help you pick an assortment of bulbs, layer them in a pot with potting soil and top them off with annual color. Price depends on quantities and variety. Service is free, soil is free.

# Notes for September Gardening

- ♪ Fall is a great time to refresh the soil in your vegetable garden especially if you are planting a Winter garden. **Bumper Crop, Gold Rush or Paydirt** will replenish the fertility of your soil as well as enhance the texture. Bumper Crop and Gold Rush are 15% Chicken, Paydirt is 25% Chicken. 5 bags of Gold Rush or Bumper Crop per 100 square feet, or 4 bags of Paydirt will do wonders to boost fertility and yield.
- ♪ September is a wonderful month to get a start on **winter vegetables and flowers**. The earlier you set out your cool crops, the better. Cabbage and broccoli will grow especially large if started now. Lettuces are another good choice, plant carrots or radishes from seed.
- ♪ **Chrysanthemums just say "fall"!** We have many wonderful colors to choose from. Use in the garden, for pots and for seasonal indoor decorating.
- ♪ This is the month to apply pre-emergent weed control to prevent one of Spring's toughest lawn weeds. If you have Oxalis, (small clover like leaves with a yellow flower) your lawn has already been seeded for next year's crop. Thousands of the microscopic seeds have been distributed after the Spring and Summer flower season. Do something nice for yourself and prevent these weeds from sprouting by applying **Master Nursery Pre-emergent Weed Preventer and Lawn Food**.
- ♪ **Sow flower seeds.** Many wildflowers and spring annuals grow from seeds scattered now. Try California Poppy, Bachelor Button, Alyssum and Clarkia. Freshen flowerbeds with new plantings of annuals. Choose pansies, violas, calendulas, snapdragons, stock and more.
- ♪ Feed your fruit trees one last time until March for increased vigor in the spring. Use **Master's Fruit and Vine Food**.
- ♪ Renovate your lawn now in five easy steps: Thatch and aerate, add **Iron Sulfate** to acidify, and provide micro-nutrients, topdress with **Gold Rush or Paydirt** and water in with **GroMore's E-Z Wet**. It's also a great month to plant a brand new lawn.
- ♪ Attend to acid loving plants such as camellias & azaleas now. Feed them this month with **Master's Rhododendron, Azalea and Camellia Food**. In October start feeding with **Master Bloom 0-10-10 Fertilizer** monthly through March.
- ♪ **Bring in houseplants** that have summered outdoors before the nights get too cool. Wash them off thoroughly with warm water and check for hitchhiking pests.
- ♪ **Fall is planting season** and this fact is especially true for the biennial, old-fashioned favorites such as hollyhock, Canterbury bells, and foxgloves. Planting them now allows them to establish a full root system, perfect for producing huge healthy spikes of blooms in spring. Biennials require two years in order to mature and produce flowers. Planting them in fall is the most efficient use of the calendar to get these plants to bloom in the shortest amount of time.
- ♪ Our Fall planted, spring blooming bulbs are arriving everyday. **Plant ranunculus and anemones** as soon as you can get them in the ground. The same applies for **Bearded Iris**.



## Hailey's Comments

*Greetings! I am Hailey, the resident nursery dog of Alden Lane. I will preview the sporting events occurring this month at Alden Lane.*

♪♪ Try to remember the events of September, when quilts are hung and quilters linger.  
Try to remember the kind of October when roses are showing and winners are glowing.  
Try to remember, and if you remember, then follow your nose to the Garden Center . . .  
Always. ♪♪

*September 25 and 26, training classes will be offered to the accomplished quilters and wanna - be quilters. The lectures will include paws on activities with secrets for placing your quilts in the show ring. There will be 3 professional trainers giving tips on their trophy winning quilting techniques. Saturday and Sunday, quilts will be suspended from the oaks from leashes for a spectacular showing of skill and unique use of color and style.*

*Saturday, October 11, all public, including non members of the Rose Society, may enter their roses into the judges ring. Attending a rose show and observing your rose breed is a great way to gain understanding of what other growers do in the way of growing, grooming, and preening to have a "Best of Show" rose.*

*Paws for Reflection: A Dog bed is any soft, clean surface such as a hand made quilt in the guest room or the newly pieced quilt in the living room.*

(Author unknown)

## Tree Sale Starts This Month! Buy Some Shade Today!

**All trees, all sizes are 20% off!**

Choose from fruiting, flowering, shade and patio trees!

Includes: Japanese Maples.  
Doesn't include Citrus and Avocados. Come stroll through our tree section and enjoy the beginning of fall.

**Special! Fruit Trees and Roses - 50% OFF!**

Limited to stock on hand. Come early for the best selections!



**Saturday, October 11th from 1 to 5 pm**  
**Sunday, October 12th from 9 am to 4 pm**  
**Awards given out at 3 pm**

**Alden Lane Nursery**  
**981 Alden Lane, Livermore**  
**(925) 447-0280**

**Co-sponsored by the Mt. Diablo Rose Society**  
**and Alden Lane Nursery**

**Public Entries Welcome!**

**Roses can be entered on Saturday,**  
**October 11th from 7 am to 10 am**

Be prepared to delight in the sights and fragrance of hundreds of beautiful roses. Bring your note pad so you can jot down those varieties you can't live without. And, don't forget, you can **pre-order your favorites and enjoy a 20% discount through mid-December.** See you there!

## **Rose Show Special!**

We'd like to inspire you to enter your home grown roses. Anyone bringing a cut rose to display in our Annual Rose

Show will receive a coupon good for **\$5 off** the price of ANY plant in the nursery on a purchase of \$10 or more! Must redeem by November 30, 2008. Cut roses must be entered on October 11th by 10:00 a.m.

## **2009 Rose Pre-Order Program**

This is the month to drop by the nursery and pick up your 2009 Rose List. Pre-orders are now being taken thru December 15th for the 2009 season and will be given a 20% discount at time of order. There are lots of new and exciting roses to pick from including the AARS winners. Most pre-ordered roses will be available for pick-up in late December.

### **2009 AARS Winners**

**Carefree Spirit** has a mounding habit and produces deep-red flowers with white accents. The rose thrived in AARS test gardens for two years without any fungicide applications. It was hybridized by Jacques Mouchotte, director of research at Meiland International. Carefree Spirit was introduced by Conard-Pyle Co.

**Pink Promise** is a highly fragrant hybrid tea with large pink flowers and dark-green foliage. A percentage of sales from this rose will be donated to the National Breast Cancer Foundation. Pink Promise was hybridized by Jim Coiner and introduced by Coiner Nursery.

**Cinco de Mayo** is a floribunda with lavender flowers and a hint of rusty red-orange accents. It's ideal for use as a hedge or in a border with mixed perennials. Cinco de Mayo was hybridized by Tom Carruth and introduced by Weeks Roses.

## **Recipe for Good Garden Soil!** **Good Garden Soil Starts Here!!**

If you are preparing a vegetable or flower garden bed here's a tried and true soil preparation recipe that works wonders. It lightens our heavy soil, nourishes it and buffers the pH to make it 'just right' for the success of your vegetable and flower seeds or transplants.

### **GOOD GARDEN SOIL!**

For each 100 square feet add:

- 5 to 8- 2 cubic ft. bags **Master Gold Rush** or **Bumper Crop**®
- 5 lbs. **Iron Sulfate** to acidify and add iron.
- 10 lbs. **Master Vegetable Food** or **Master Flower Food**, **Master Formula 49** can be used for ground covers.
- 50 lbs. **Gypsum**. It loosens hard soils as it adds sulfur & calcium. (An excellent addition in our heavy soil.)

Mix well with your soil to an 8" depth and water well.

## **Book Early and** **Get Great Deals!**

Take advantage of our  
 advance Fruit Tree Sale!!

You can pre book & pre pay for your fruit trees from now until November 12th and get a **20% discount off our 2009 fruit tree prices.**

Come in a pick up a 2009 Price List and Order Form to select the varieties you've been longing to add to your back yard orchard.





# Quilting in the Garden

Presented by Alden Lane Nursery & In Between Stitches  
September 27th & 28th • 9:00 a.m. to 4:00 p.m.

## Featured artists this year include:

**Joen Wolfrom**, one of the pioneers of contemporary quilting and the innovator of two new genres, Joen's landscape quilts, innovative log cabin quilts, and free flowing curved pieced quilts have brought her international acclaim. Joen has authored twelve books and many products to help quilters succeed.

**Melinda Bula** will be here with her fabulous fusible flowers quilts. Unique, with the wonderful look of a painting she uses fabric and thread to create beautifully artistic quilts. Her first new book is out, called cutting *Garden Quilts*, and she is working on a line of fabric to be out later this year.


**Alex Anderson** will be here. Come and meet the co-host of the new internet show "The Quilt Show" with Ricky Tims, [www.thequiltshow.com](http://www.thequiltshow.com). Alex will be here during the show on Saturday and Sunday and will be teaching a class on Thursday.

**Cindy Needham** will also be sharing her love of Vintage Linen Wholecloth quilting when she teaches on Friday, September 26th. Cindy also brings her expertise in thread to a Thread Bar on Saturday, September 27 from 12-2 pm. Come and learn all about choosing threads for machine quilting. This class does have a fee. All fees and class information are available at our website, [www.aldenlane.com](http://www.aldenlane.com), click on **Quilting in the Garden**.

The Budding Beginners area will be here again, encouraging the joys of quilting with everyone who's wanted to give it a try. Amador Valley Quilters will offer encouragement on both days. We'll have a variety of quilting, craft and food vendors to fill your creative appetites.

Our hotel is the Hilton Garden Inn in Livermore. You can reach them at (925) 292-2000; mention Quilting in the Garden to receive a \$69.00 room rate. As an alternate hotel you can call Louis at Holiday Inn Express at (925) 961-9600; their room rate is \$75.00 and includes a full breakfast.

For more information on Quilting in the Garden 2008 please visit our website [www.aldenlane.com](http://www.aldenlane.com).



## Concrete Leaf MANIA!

### LEAF WORKSHOP

Thursday, September 11 at 11 am

Folks are loving our new concrete leaf workshops! We can't keep up with the demand, and have added another couple of classes, so sign up early to save your spot for this fun project. If you haven't already seen these beautiful leaves in person, they are on display at Alden Lane in our Map Garden display. We will teach you the process step by step as you form your own leaf cast, and once you learn the technique you can have your own leaf making party at home. They make spectacular fountains, bird baths and garden art, as well as lovely homemade gifts that will be cherished for years to come.

These leaves are not made from molds, but from the wonderful leaves abundant in the garden. We provide all the necessary materials and instruction to make one 10-12" leaf cast, including an assortment of leaves to choose from. Just bring yourself, a pair of rubber surgical gloves, and wear clothes you can get dirty. You will leave the finished product with us for a week to partially cure before taking it home.


The cost is \$48.00 per class, 15 person per class limit. Please pre-register with our Alden Lane Cashiers, either by phone or in person. Allow for 1½ to 2 hrs. per class.

### LEAF PAINTING SEMINAR

Wednesday, Oct. 1 at 6:30 pm

Thursday, Oct. 30 at 6:30 pm

Your leaf will take about 3-4 weeks to cure properly before painting. We will supply the paints and techniques to make your concrete leaf creations truly amazing! Cost for the painting seminar is \$35.00. Pre-register with our cashiers. Limited to 20 people per class.



The Zone 7 Water Agency and Alden Lane Nursery are teaming up to provide an informational meeting on Water Wise Gardening and Water Efficiency.

It will be held on Tuesday evening, September 30th from 6:30-8:00 at the Main Livermore Library.

Call Alden Lane at 925-447-0280 to reserve a seat in this free seminar.

# Fall is Planting Time

Fall is in the air. The sun is lower in the sky. Temperatures are moderating. There still remains 2 to 2½ months before winter rains arrive and temperatures drop significantly. We in northern California are blessed with a second spring and this weather is perfect for planting.

You are home now, the summer vacations are behind you. The harshest heat of summer has passed. It really is a good time to put down some roots. A tree shrub or perennial planted now will establish quickly with the nice warm soil. Winter rains will soon take over the watering chores, and a plant that establishes its roots this fall will be significantly larger next spring, than if planted later. Fall is an active growing time. Take advantage of it by doing some gardening or landscaping now.

## Plant Sweet Peas this Fall for a Glorious Fragrant Bouquet in Spring

September and October are sweet pea planting months for us here in the mild-winter west. We have a great selection of sweet peas to choose from including the earliest bloomers and the very popular Old Fashioned sweet peas are particularly fragrant.

Sweet peas planted now, in a manure-rich soil, will sprout and establish themselves well before winter cool temperatures arrive. The earliest ones can actually bloom as soon as January as they require just 10 hours of sunlight per day to set buds. The later varieties will be nice large plants by the time early spring arrives and will set a profusion of blooms. Sweet peas are beautiful and fragrant and they make great cut flowers. Chose from about 50 varieties we have selected that grow well in our area, including a number of mixes.

## Colorful Chrysanthemums Mean Fall Has Arrived!

If there is one flower that really let's us know it's autumn - it's the Chrysanthemum! Richly colored and aromatic, the chrysanthemum comes in a dazzling array of colors. Choose from white, orange, yellow, bronze, maroon, butterscotch and pink. There are low growing "cushions" or "button" types which form low, bushy plants covered with color as well as "spider" mums and the larger flowering exhibition varieties which need frequent pinching until midsummer to encourage full, stocky plants and large blooms. These larger flowering varieties may need staking. Plus, we recommend pinching all but one bud per stem to encourage show stopping blooms. Stop feeding when the buds show color. Remember to remove dead flower heads to force more flower production. Don't overhead water because this encourages blossom rot.

## Don't Forget Autumn Flowers

If you haven't made plans to perk up your summer flowerbeds do so today. Alden Lane Nursery has a full range of transitional annuals that bridge the seasons. For instance, vinca, zinnias, and cosmos will add vibrance until the cold weather really settles

in the area. Some of the fall line up include pansies, violas, nemesia, stock and linaria, snapdragons, Iceland poppies, primrose and alyssum. Use our Recipe For Good Garden Soil to get them off to the very best start.

## Bearded Iris Are Here!

Each spring, to spread a surprisingly vibrant splash of color through the garden. Available in saltwater taffy colors, this old fashioned perennial needs a home in every garden. What is this flower? The Bearded Iris! Plant them early this fall and enjoy big 5" wide blooms this coming Spring. Colors available include all colors of the rainbow - including some beautiful multi-hued selections. For the greatest impact, plant several corms of the same color/variety - together. You will be stunned with the results.

Prepare the bulb beds with **Master's Planting Mix**. Pepper the trench with **Bonide Bulb Dust** to protect your bulbs from worm damage. When the time comes to set out bulbs, add a layer of **Master's Bulb Food** to the bottom of the planting hole or trench. Next cover the fertilizer with two inches of soil and plant the bulbs on top. This protects the bulbs from any type of fertilizer burn.

## Fall Bulbs Especially For California

September is bulb planting time. Check out the new arrivals that include: ixia, anemone, ranunculus, tritonia, watsonia and sparaxis. These bulbs that thrive in our Mediterranean climate. New varieties will arrive throughout the month. Familiarize your-

self with these wonderful bulbs that are beautiful as well as appropriate for our climate. Plant handfuls in drifts now for spring rewards with lasting effect.

## Plant Black Eyed Susan for a Wonderful Touch of Autumn in the Garden

Although we all know the chrysanthemum as one of the outstanding beauties of the autumn garden there's another glorious plant that should also have top billing - Rudbeckia or Black Eyed Susan will fire up the garden with a burst of warmth. This perennial has an upright growth pattern to three feet. The flowers bloom from mid summer through fall with a color range from warm yellows to browns and coppery tones capped with dark brown or black centers (hence the name Black Eyed Susan).

Prepare the soil with **Master's Gold Rush** as Rudbeckia like well draining soil. Remove fading flower heads to extend the flowering season. Use snail bait on a weekly basis to keep this pest and slugs away from the foliage of these plants. Avoid over watering to keep powdery mildew at bay. Use a Ready to Use Fungicide if this happens.

Rudbeckia make an excellent cut flower just immerse the stems in boiling water for 30 seconds before adding them to your floral arrangements. Alden Lane has a great selection of varieties to choose from.



# Tabletop Topiaries!

Fun new topiaries are here! 4½" pots of Angel Vine in shapes of Sunbursts, Flowers, Hearts, Rabbits and Cats to more classical designs to suit every taste – in ivy and in rosemary.

These living tabletop accents create both drama and whimsy, and make wonderful green gifts that keep on giving.

Starting at only 17.99, you'll need one for a gift and one for yourself!



## From The Garden Store ANDREA'S FAVS

### Haitian Wall Art

Oil drums are Haitian artists' raw materials. The process of converting oil drums into sculptures is both a tribute to man's imagination and resourcefulness in the face of dire economic needs. The drum is stuffed with straw and lit on fire to burn off any residues. When it cools down, it is sliced down one side and flattened into a metal canvas. The artist draws out an image with a stick of chalk on this metal sheet. Next with only a hammer and a chisel the design is cut and the sculpture is made.

### Awakening Mineral-Moisture Therapies for Healthy Skin

Natural and organic using only natural minerals sourced from the Dead Sea. No mineral oils, no animal ingredients and never tested on animals.

### Hand Therapy- renew your mangled mitts

A fusion of concentrated magnesium (an anti-allergen) and potassium (a hydrator) with myrrh (an antiseptic, the ancient Balm of Gilead). Subtle aroma of a blend of ginger, cinnamon and myrrh.

### Skin Cream- year round protection at your fingertips

A fusion of magnesium, potassium and the healing essential oils of lavender, rosemary and lemon. One drop transforms on the skin within 30 seconds of application. Subtle aroma of the biblical wild flower, the Rose of Sharon.

### Foot Balm- jump at the chance to treat your feet

Exceptional silk-like help for tired, aching feet and lower legs. Magnesium and potassium combined with peppermint, orange and menthol extracts, jojoba, vitamin E and rosehip. The blend of lemon-grass and daphne help boost blood circulation and reduces excessive callusing. Serious natural help for hands, skin and body—great for avid gardeners, contractors and paper handlers.



# Win 3 Months of Lawn Care Products

This month you have an opportunity to win a three month lawn care program. You'll have the greenest lawn on the block!

Early October:

- **Lawn Food & Weed Preventer**

November:

- **Master's Fall & Winterfeed**

December:

- **Master's Fall & Winterfeed**

A \$50.00 Value

No purchase necessary. No need to be present to win! Drawing to be held September 30, 2008.

**LAWN**

September 2008

Name: \_\_\_\_\_

Address: \_\_\_\_\_

City: \_\_\_\_\_

Phone: \_\_\_\_\_

Email: \_\_\_\_\_

Yes, I would like to receive the newsletter online.

# SPECIAL COUPON

Present This Coupon & A Canned Food Item  
TO RECEIVE FREE

## A Ceramic Vase



(\$3.99 Value)

Food Donations are Optional. All donations go to local relief agencies. One coupon per family, please!  
Offer Good September 1-30, 2008.

# HOW TO FIND ALDEN LANE NURSERY



**981 Alden Lane  
Livermore, CA 94550  
(925) 447-0280**

Change Service Requested

**IMPORTANT!  
Time Critical  
Please Deliver Promptly**

PRSR STD  
U.S. POSTAGE  
**PAID**  
PERMIT #274  
Livermore, CA