



Alden Lane Nursery Newsletter

JUNE 2009

Serving You Since 1955

981 Alden Lane, Livermore, CA • www.aldenlane.com • (925) 447-0280

Announcements

- **Watch the Valley Gardener** on CTV30 for great gardening tips with host Jacquie Williams-Courtright at 7:30 am and 1:30 pm, Monday through Friday and repeated on Saturday at 7:30 am, 11:00 am and 4:00 pm & Sunday at 7:30 am, 11 am, 1 pm, and 4 pm.
- **Livermore-Amador Valley Garden Club** meets the first Tuesday of the month at 7 p.m. at Alisal School, 1464 Santa Rita Road, Pleasanton. For more information call Sally at 925-417-8809.
- **Bonsai Club** meetings on the 3rd Saturday of each month – 1 p.m. at Alden Lane Nursery. Come one, come all!
- **Orchids 101. Need a refresher course on refreshing your orchids?** Join us every second Saturday of the month at 11:00 am for Orchids 101. The cost is \$10 and bring a friend for free! Sue will cover all the basics at this one and a half hour “Boot Camp” to Orchid Success. Our next class is scheduled for June 11th at 11:00 am. Sign up with our cashiers today! 925-447-0280.
- Plan to attend the **Alameda County Fair** – July 1 to July 19 (fair is closed on Mondays). Buy Advanced Sale Fair Tickets here!
- **Composting Information:** Call the Rotline, 510-444-SOIL for information on starting your own composting pile or visit the website at www.stopwaste.org. We have the all new Tumbleweed composter. No heavy lifting, just spin the tumbleweed for perfect homemade compost.

ALDEN LANE NURSERY HOURS:

8:30 am to 6:00 pm each day

The Plant Collectors Show At Alden Lane



**Saturday, June 6th &
Sunday, June 7th
10:00 a.m. to 4:00 p.m.**

If you love poking around looking for new plants, want to learn more about certain plants, or you just have a passion for all things green, this show is for **YOU!**

Come out and join us for our first ever plant collectors extravaganza featuring:

- Bonsai
- Carnivorous Plants
- Cactus and Succulents
- Orchids
- Koi Fish and MORE!

This **FREE** event includes demonstrations, vendors, kids' activities, seminars, exhibits — and most of all **FUN!**

Checkout our website for more details about this exciting new show and put it on your calendar today.

Discovering Succulents

Join our “Discovering Succulents” class and create your own cup of “green” tea take home. Make this adorable planter to savor and enjoy all summer long! Cost is \$34.00 plus tax, call ahead and reserve your space today. Class offered on **Saturday, June 6th** and again on **Sunday, June 7th at 1:30pm.**



Quilting In the Garden 2009 – 12th Anniversary



Quilting in the Garden is held each September at Alden Lane Nursery. This year we are pleased to be showcasing the work of Laura Wosolowski and local artists, all hanging from the majestic oaks at Alden Lane. The quilt show in the nursery is free and the lecture series will have a nominal charge. The show will be held on **September 26th and 27th from 9 a.m. to 4 p.m.** and will include a lecture and class series starting on **Thursday, September 24th.**

For more information on **Quilting in the Garden 2009** please visit our website www.aldenlane.com.



Japanese Maples

Keeping Them Healthy in the Heat

If your maples are in containers, or in the landscape, you will need to keep their soil moist, but not soggy. They do not like to have their “feet” soaked, so make sure that the soil drains quickly. In a container it means that the container itself is not in a pool of water. Set your container on ceramic feet that will allow the water to drain away. In the landscape, make sure that there is no standing water after the maple is watered. If there is water, amend your soil. Maple expert Barry Hoffer recommends the following soil mix:

Containers: Soil formula - mix the three items in a wheel barrel/large container so that it is ready to use.

- ✓ 75% Small Bark, 1/4 size (Western Bark Mini Nuggets)
- ✓ 25% Acid Soil (Master Nursery Acid Planting Soil Mix)
- ✓ 2 cups Perlite

Landscape: Soil formula - mix the four items in a wheel barrel/large container so that it is ready to use.

- ✓ 1/3 Small Bark, 1/4 size (Western Bark Mini Nuggets)
- ✓ 1/3 Acid Soil (Master Nursery Acid Planting Soil Mix)
- ✓ 1/3 Native Soil
- ✓ 2 cups Perlite

Morning sun is okay, but make sure that your maple only gets filtered sunlight or shade after 1 pm. Maples also like acid soil and this is the time to make sure that you continue to treat your hard water. Come in and pick up a hand out. Finally do not fertilize this month.



Spray On Sunscreen for your Japanese Maples

Japanese Maples are perfectly comfortable in Portland, Oregon where the summer sky is softened with billowy clouds and an occasional shower. The valley’s dry summer climate on the other hand calls for a bit of special protection. Our hot, dry, and sometimes windy summers can turn the leaf edges of Japanese Maples crispy. Spray the leaves with **Cloud Cover** before the end of June and then monthly thereafter to protect the leaves from moisture loss. One creative customer threaded drip irrigation tubing topped with a mist head up into the maple’s canopy, and on hot days it provides welcome cooling.

CONTINUE TO EARN BONUS DOLLARS IN JUNE!

We are extending our springtime tradition! You earn 10% of your total purchases and are paid in Alden Lane Nursery Bonus Dollars. These Bonus Dollars are redeemable August 1-31. They are to be used for up to 50% of your purchases in August. For example: if you have 10 Bonus Dollars you may use all 10 on a purchase of \$20 or more.



Notes for June Gardening

- ♪ **Protect Japanese Maples;** apply Cloud Cover to the foliage before the end of June and then monthly thereafter to protect the leaves from moisture loss.
- ♪ **Graduations and weddings** are coming up this month! Stop by the nursery for great gift ideas or a gift card.
- ♪ **And don't forget Dad!** Alden Lane has many wonderful gifts for him. Choose from fragrant Citrus trees, a handy gardener's tool belt with pockets for his tools and gloves. Roses to perfume the garden and remind him of your love and so much more!
- ♪ Plant 4-inch & gallon can **vegetable plants** and save several weeks of growing time. Remember to protect them from hungry snails, bugs, and slugs with pet safe **Sluggo Plus**.
- ♪ Before your cherries and other summer fruit begin to ripen protect them from hungry birds with **bird scare tape** (shiny tape that moves in the wind), **plastic netting**, and **plastic owls**.
- ♪ Plant summer Sunflowers now through August. Enjoy armloads of blooms for sunny bouquets! Favorites include: **Autumn Beauty:** 5'-7' tall, **Flash Blend Organic:** 4'-7' tall, **Mammoth Grey Stripe:** 6'-10' tall, **Sunspot:** 18"-24" tall, **Evening Sun:** 6'-8' tall.
- ♪ **The Alameda County Fair** opens Wed., July 1st make plans to enter your prize-winning flowers and vegetables.
- ♪ Hungry tomato hornworms as well as geranium budworms and other caterpillars are ready to munch on your garden. Control them with earth friendly **Safer's B.t. Caterpillar Killer**.
- ♪ Before you have trouble with blossom end rot in your tomatoes use **Foli-cal**. Blossom end rot creates a leathery brown patch at the bottom end of a tomato and is caused by insufficient calcium
- ♪ Mulching makes the summer easier on your garden. It retains moisture and helps minimize weeds. Use a 3 to 4 inch layer of **Master Nursery Gold Rush** for the best results.
- ♪ Remember to **water plants** under eaves and in hidden corners. Soak hanging baskets and container plants during the summer heat.
- ♪ Spruce up the garden with pots of **red, white and blue flowers!** We have lots of colorful blooming plants to make holiday parties and barbeques all the more enjoyable. Shop early because the nursery will be closed on July 4th.



Hailey's Comments

"Edibles on my mind." Garden greetings, I'm Hailey, the resident canine of Alden Lane. In all my barking memories, I don't recall seeing the human folk burying their food, scratching in the dirt nor nosing around in the compost. I love to bury food for a future treat or meal. My natural, organic treats are usually a

bone but a sow's ear is worth hiding underground and becoming the reward of my garden dig.

The recession has inspired the humans to paw the ground as they go in pursuit of the healthiest environment to grow their own food. A good recession like this only comes along once in a lifetime. Jump in, learn to dig in the dirt and put a little something away for another day (have a recession every spring . . . I lose lots of hair).

Our human folk customers have been buying vegetables for their homestead, first tomatoes then squash plants. As a blue blooded dog buries for the future, so the bipeds (human walking upright) are burying the roots of their edibles in the garden with anticipation for harvesting later this summer.

Tomatoes remind me of the ultimate dog toy, a rubber ball to fetch. Squash are excellent fetching toys as they have the added prestige of a handle. It's not too late to grow your own vegetable garden. Squash, cukes and melons are particularly fond of this heat.

Paws for Reflection: *If what you want lies buried, dig until you find it. Make your own rules. When playing fetch with bipeds take turns retrieving the object.*

Kidz Club News

Kidz Club is our Summer Program for kids 5-10 years old and meets every other Wednesday afternoon until the end of August.


We meet at the Alden Lane Farm (at the edge of the dirt parking lot in back of Alden Lane). The cost is \$10.00 a child per class, and you can pre-register with our Alden Lane cashiers by calling 925/447-0280.

Registrations for the chicken class will close five days prior to the class on June 19th, so get your kids signed up early.



CHICKENS!

Join us at the Alden Lane Farm, **Wednesday, June 24 from 3 to 4 p.m.** as we visit with "the girls" – our 'eggstra' special laying hens. Our farmhand Anne will teach us why these birds are so productive in so many ways and how we care for them. All the kids at Kidz Club will learn each week by doing a little gardening – helping to water, plant and harvest crops that will help out our community. Our "girls" will be so appreciative of the help, each child will go home with a fresh egg laid by one our Alden Lane flock.



Attention All Backyard Fruit Enthusiasts...

Bumper crops and heavy harvests await those who attend our monthly fruit growing seminars. Get in depth instruction on a different fruit each month, as well as techniques in pruning, disease control, and much more! We will cover the entire "backyard orchard" over the year including grapes, berries, and citrus fruits.

We want you to be the most successful you can be in achieving your goals of a fruitful, nutritious life-style. Attend multiple classes to earn yourself a ticket

to the **2009 Fall Harvest Recipe Party**, and get "**Alden Lane Certified**" as an official Backyard Orchard Specialist! Giveaway items, information handouts, and raffle prizes will be available at every class. All classes are to run from 11 - 12 o'clock with extra time for Q & A and will cost \$5 - **bring a friend for FREE!** Call ahead to prepay and reserve a set.

Pomegranates / Persimmons Feeding & Soil Conditions Saturday, June 20, 11 - Noon

Edibles in the Garden

Expand your horizons beyond the vegetable garden and into the landscape by training some berries on a fence or wall. Our berry patch has a variety of cane berries such as Raspberries and Blackberries, as well as many options for Blueberries, Strawberries, and of course Table and Wine Grapes.


We have a large selection of dwarf citrus available for planting in the landscape or in containers! Meyer Lemon continues to be our gardener's top choice for



home planting with its thin skin, juicy fruit, ever-bearing habit, and superior frost tolerance. Also look for Bearss Seedless Lime, or Washington Naval Orange a tri-valley favorite for decades!

Don't forget about fruit trees!! There are many varieties that don't require much pruning or spraying and can serve more than one function.

Fuyu Persimmon is a low maintenance fruiting tree that also



makes a great shade tree with excellent fall color. Pomegranates can also provide an attractive flowering privacy hedge. Consider planting an espaliered fruit tree against a wall or fence to provide fruit as well as conversation.

Mulching the Garden Saves Water!

Mulching keeps roots cool, conserves moisture and nurtures your soil. You can expect to use less water, experience fewer weeds and see improved plant growth. Mulching also helps the garden look better, providing a contrasting background against which green plants stand out and look brighter.

For best results, apply 3-4" of mulch around plants. Thin layers of mulch might look just as attractive, but they don't cool the soil or prevent weeds as well as thicker layers of mulch. Mulch can be compost or bark. We like **Gold Rush Soil Conditioner**, **Micro Bark** and **shredded redwood**. All mulch products can be purchased at a discount (*save \$1.00 per bag*) when you buy 3 or more bags each.

- **Gold Rush** is a mulch that includes the nutritional benefits of chicken manure and is available in 2 cubic ft. bags. It is good for mulching around flowering plants and roses. It feeds the plants as well as protects them from the heat of summer.

- **Black Mulch** and **Micro Bark** are attractive in the landscape and has the benefit of staying around longer than compost. The particle size (1/2" and under) is nice because, unlike barks with larger particles, it breaks down in the soil to create useable compost. Both are available in 2 cubic ft. size.


- **Shredded redwood** is a favorite for hillsides and slopes as its hairy texture clings to itself and surrounding surfaces so it is less likely to slide down a slope. We have it available in 3 cubic ft. bags.

June is a Month of Celebrations

Remember your **favorite teachers** with a blooming plant or special treasure from our gift shop. We're happy to help select and wrap.

Remember Dad – It's Father's Day – June 21st

Find schools of unique gifts for Dad in our Garden Store! "**Fab Fish**" designer and musician, Loren Olk, has called Livermore his home for over 50 years. When not playing his guitar at the local coffee shop and wineries, Loren works in his studio creating one-of-a-kind metal sculptures from unique recycled materials. Bring good luck, prosperity and a touch of whimsy to your home or garden with one of Loren's original Fab Fish!



Wander through the rest of the nursery for other great gift suggestions for dad!

- Shiny new tools for his gardening collection.
- Plant a citrus tree for dad. It's a gift that gives more each year.
- Statuary benches, arbors, garden art and more to create the feel of an outdoor room for relaxing.
- Cheerful colorbowls.
- Lush houseplants for his office that will beautify and clean the air.
- Decorative containers to fill with plants of his choice for deck and patio.

- Barmah Canvas "Drover" hats so Dad has a "cool head."
- His own orchard of fruit filled trees – citrus, cherries, peaches, nectarines and more are available here at Alden Lane Nursery.

Graduations & Weddings

This June give your favorite bride and groom or graduate a gift that will keep giving through the years. Alden Lane has a great selection of gift giving ideas.

Mark your calendars for ART UNDER THE OAKS

July 11th and 12th from 11:00 am to 4:00 pm

This is the **23rd Annual Art Under the Oaks**. This year promises to continue to delight the art, wine, music and fruit lover! We'll have local wineries pouring samples, local artists will be on hand demonstrating and selling their craft, and music will fill the grounds. Dave Wilson Nursery will hold their annual **summer fruit tasting** . . . so yummy you won't want to miss it! There are raffle prizes every hour, and if your name is pulled on Sunday at 4 p.m. you will win the Grand Prize – a piece of original art valued at over \$200.00. Every hour winners receive a \$25.00 Gift Certificate to the nursery.

Music lovers can enjoy live music both days. Joey Altman and the Back Burner Blues Band will perform on Saturday from 11-1 p.m. Also playing are The Cool Tones, performing Saturday from 1:30-2:30 p.m. Returning for their annual performance is the Stony Ridge Ramblers, performing on Saturday from 2:30-4 p.m.

Sunday performances include *Jack Pollard's Party of Two* playing from 11-1 p.m. *Sycamore Strings Academy* will perform from 1:30-2:30 p.m. And to conclude the event on Sunday, one of our favorites, the *Pleasanton Community Concert Band* will perform from 2:30-4 p.m.

Admission is FREE, Parking is FREE. Additional FREE parking is available at Sunset Office Plaza located at the corner of Concannon and Holmes-FREE SHUTTLES. For more information, contact the nursery at (925) 447-0280 or visit www.aldenlane.com

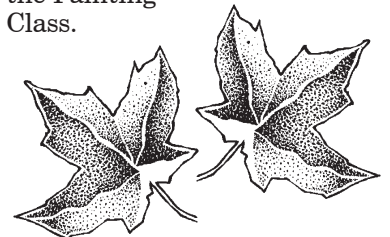


Leafmania!

It's all the rage! Folks are lining up for our popular **Concrete Leaf Classes!** If you've seen them then you'll want to get in on the fun as well and create your own garden art.


Come join one of our 2 part classes (one class in making and one class in painting) to make your own leaf (all materials included). The cost is \$75.00 for both classes, and we run a series of classes throughout the Spring and Summer.

Our next available Leaf Making Class is Saturday, June 20 from 11 am-1 pm. Call to sign up with our Alden Lane Cashiers (925) 447-0280. The concrete has to dry thoroughly (2-3 weeks) before painting. Our cashiers will also have a list of dates available to take the Painting Class.



From The Garden Store
ANDREA'S FAVES

"Start with the Seed of a Good Idea!"



Grow It, Cook It

A children's cookbook that starts with the seed of a good idea. More than a cookbook, this innovative book offers a fresh approach to healthy eating by getting children involved in food from the start. Children will learn that when they eat a carrot, they're biting into a root; salads are made up of leaves; and berries are the fruit and seeds of plants, encouraging an early appreciation of food and its origins. The recipes in the book take the homegrown fruits, vegetables, and herbs and use a variety of cooking methods and store-bought ingredients to transform them into truly homemade meals. All the "crops" can be grown in pots, so young chefs don't even need a large garden to enjoy *Grow It, Cook It*.

Make It!

From picture-frame collages to totally unique shadow boxes, this book has everything a creative child needs to find fun in every corner of his own home.

Homemade

702 Ways to Save Money and the Earth! Learn how to make hundreds of everyday products fast, fresh, and more naturally—Simple nontoxic GARDEN SOLUTIONS, Economical Green Cleaning Products, Easy-to-Make Sweet Treats, Health and Beauty Supplies at a Fraction of the Cost, Wholesome Recipes for Pet Foods and Supplies.



Family Garden

Simple Steps Family Garden will show you how to involve your children in your gardening and help them be an active participant rather than just a passive user. The innovative modular approach to the subject will help your child understand and take part in the activity. In addition, this book will help you integrate that vital sandbox and swing or wildlife garden into your plans, as well as serving as a valuable resource on the plants that can sustain your child's activities.

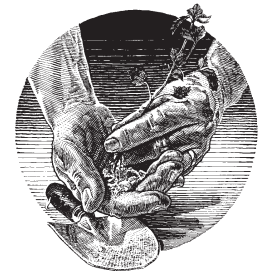
Super Natural Home

Improve Your Health, Home and Planet—One Room at a Time.



Come by and Become a Book Worm!

**Basil,
Parsley &
Cilantro**



**The
Summer
Herbs**

**June 13th
11 am - 1:00 pm**

These three herbs grow wonderfully all summer and leave us in the winter. Come and learn how to grow, harvest, and store these great summer herbs.

We'll make pesto and salsa and you'll leave with recipes for these and many other yummy treats made from summer herbs. **Cost is \$20.00**; please call ahead to purchase and reserve your spot.

Our instructor, Kim Billingsley has been gardening in the TriValley for 16 years and has been sharing her herb cooking/craft knowledge locally for most of these years. She can be reached at kimbillingsley@earthlink.net

Enter The County Fair Amateur Gardening Competition

	ENTRY	DATES	TIME	DELIVER TO
Rose Show	Period 1	Wednesday, July 1	7 a.m. – 9 a.m.	Agricultural Bldg. West End, use Valley Ave.
	Period 2	Thursday, July 9	7 a.m. – 9 a.m.	Agricultural Bldg. West End, use Valley Ave.
Potted Plants – Cut Flowers, Floral Designs, Arrangements & Produce	Period 1	Saturday, July 4	7 a.m. – 9 a.m.	Ag. Bldg. West end (Use Valley Ave)
	Period 2	Wednesday, July 15	7 a.m.– 9 a.m.	Ag. Bldg West end (Use Valley Ave)

Bring address labels for easy entry. Entry fee \$3 per exhibitor per delivery period. All cars must be removed from the delivery area after drop of by 9:30 a.m. Pick-up by claim check only. For more details go to www.AlamedaCountyFair.com, click on Exhibit Catalog, look at Exhibit Categories and click on Amateur Gardening or call (925) 426-7600.



Orchid University

BASIC ORCHID CARE AND BEYOND!

Our Orchid instructor, Sue Fordyce, has co-owned and operated a family orchid business for 25 years and is a favorite speaker throughout the US and Canada on this subject. Her informal style and easy communication invites a clearer understanding of this often confusing family of orchids.

Please join us June 27th from 10 am to 1:30, bring a sack lunch and up to 3 orchids to repot. The cost is \$45.00 and you may sign up with our Alden Lane Cashiers. You will receive an Orchid U binder with class materials and a section for notes. Classes fill up fast, so sign up today! Alden Lane will also repeat this class **July 25th 10 am – 1:30 pm** if you can't fit the June class into your schedule. If you have questions, please call Sue at Alden Lane (925) 447-0280.

Victory Garden

With the price of food and fuel through the roof, my family and I are staying home a bit more and with our extra time, growing some of our own food. Originally conceived as a way to reduce pressure on the domestic food supply during World War II, the idea of a Victory Garden has contemporary application.

Several Alden Lane customers have mentioned pulling back some of their lawn or landscape this year and planting some vegetables. Why not grow some tomatoes among your ornamentals? My family is still enjoying tomatoes grown and dried last year and thrown into soups and stews this year.

It's not too late in the season, we have plants and seeds and ideas to get you started.



It's Not TOO Late!

Plant Your Summer Vegetable Garden Now!!

June is a great month to plant a vegetable garden.

Alden Lane has a good selection of vegetable seedling starts that will help you with growing time. Stop by the nursery and let us get you growing this season!

Win A Watering Kit

Make your watering tasks easier to control with a flexible hose that is made to last a lifetime, combined with a water wand that gives you the best control to save water!

A \$55.00 Value

No purchase necessary. Need not be present to win. Drawing to be held June 30, 2009.

WATERING KIT

June 2009

Name: _____

Address: _____

City: _____

Phone: _____

Email: _____

Yes, I would like to receive the newsletter online.



981 Alden Lane
 Livermore, CA 94550
 (925) 447-0280

Change Service Requested

PRSRT STD
 U.S. POSTAGE
PAID
 PERMIT #274
 Livermore, CA

IMPORTANT!
 Time Critical
 Please Deliver Promptly

SPECIAL COUPON

Present This Coupon & A Canned Food Item
 TO RECEIVE FREE

Yellow Jacket

Trap!!

*Catch the
 Queen
 and have
 Peaceful
 Picnics!*



(\$3.99 Value)

Food Donations are Optional. All donations go to local relief agencies. One coupon per family, please!
 Offer Good June 1-30, 2009.

HOW TO FIND ALDEN LANE NURSERY

