



Alden Lane Nursery Newsletter

MAY 2009

Serving You Since 1955

981 Alden Lane, Livermore, CA • www.aldenlane.com • (925) 447-0280

Announcements


- **Watch the Valley Gardener** on CTV30 for great gardening tips with host Jacquie Williams-Courtright at 7:30 am and 1:30 p.m. Monday through Friday and repeated on Saturday at 7:30 a.m., 11:00 a.m. and 4:00 p.m. & Sunday at 7:30 a.m., 11 a.m., 1 p.m. and 4 p.m.
- **The Livermore Valley Garden Club** will meet on Thursday, May 14th at 7 p.m. at the Alisal School Multipurpose room, 1454 Santa Rita Rd., Pleasanton. Three members of the carnivorous plant society will be our speakers: Joe Mazrimas, Larry Logoteta and Margaret Bloomer. They will also bring plants to sell. For more information call Sally at 417-8809.
- **Mt. Diablo Rose Society Spring Rose Show** is Saturday, May 2nd at the Dublin Senior Center, 7600 Amador Valley Blvd., Dublin. Novice public entries welcome between 7 a.m. and 9 a.m. Enjoy the show from 1 to 4 p.m.
- **The 69th Annual Pleasanton Public Rose Show**, sponsored by Alain Pinel, City of Pleasanton and Alden Lane Nursery, Saturday, May 9th at the Pleasanton Library, 400 Old Bernal Ave, Pleasanton. For more information visit www.pleasantonroseshow.com. All backyard novice entries welcome. Enter from 7:30 – 10:00 a.m. Enjoy the show from 1:00 – 5:00 p.m. Award Ceremony at 1:30 p.m.
- **Bringing Back the Natives Tour**; Sunday, May 3rd 10 a.m. - 5 p.m. Free self guided tour of 60 East Bay Gardens. Visit www.bringingbackthenatives.net for more information.
- **Composting Information.** Call the Rotline, 510-444-SOIL for information on starting your own composting pile or visit the website at www.stopwaste.org.

Be Sweet to Mom — Bring Her to Alden Lane for a Special Mother's Day Treat!

Saturday, May 9th from 1-3pm

We have a special treat arranged for Mom. Come and meet the Livermore authors of *The Holm Family Cookbook*. Listen to great family stories while you watch a cooking demonstration. You will learn how to make three recipes – Raspberry Trifle, Spritz Cookies and Aebleskivers (Danish Pancakes) – all featured in their wonderful family cookbook.

You will be provided with yummy samples of the three recipes along with a signed copy of this beautifully written cookbook valued at \$29.95. You will also go home with a 4" Raspberry Parfait Dianthus plant to add to your garden. Every time Mom sees the blooms she'll remember this special day! Seating is limited so call ahead to reserve and purchase a place. Cost for the dessert, drink, plant and signed cookbook \$35.00 per person.

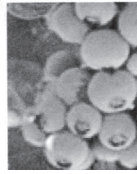


Enjoy Month Long Savings

For the **Entire Month of May** we will offer **15% OFF** all plants and flowers that are blooming in a certain color for that week.

- ❁ The first week the sale will start on Saturday, May 2nd and go through Friday May 8th. Any plant you can find that is blooming purple you get 15% off.
- ❁ The 2nd week starts on Saturday, May 9th through Friday, May 15th, the color you will be looking for is yellow.
- ❁ The 3rd week starts on Saturday, May 16th through Friday, May 22nd, and the color to look for is pink.
- ❁ The last week will start on Saturday, May 23rd and run through Sunday, May 31st and the color to look for is white.

This sale will include the bedding plant department, greenhouse and plant material in a 1 gallon size and larger. Plants must be in bloom. Come in and have some fun roaming through the Nursery and see what treasures you can find.



Blueberries and Pomegranates – The new ‘super foods’

Blueberries and pomegranates have both been in the news lately as the new ‘super foods’ that both taste good and are good for you.

They are loaded with antioxidants, vitamins, potassium and folic acid. The pigment, anthocyanin, that gives many fruits their bright colors is especially high in the deep red and dark blue fruits. Anthocyanins are powerful antioxidants which help neutralize free radicals in your body. Emerging science suggests that free radicals can damage your cells and cause cancer, heart disease, diabetes and brain degeneration. Including one or other of these super fruits in your daily diet will significantly increase your antioxidant intake.

Fortunately for us living in sunny California, we can grow our own antioxidants in our own backyards. Blueberries make wonderful hedges with pretty pink flowers followed by those delicious blue berries. Grow them in well-drained acid soil and keep them well-mulched through the growing season. They can also be grown very well in containers and will give you a harvest of juicy berries through the summer.

Pomegranates make a beautiful ornamental tree or large bush in your landscape with stunning bright orange flowers followed by the fruit which ripens in late fall, early winter. You can have fruit fresh from your garden for many months of the year. And the best thing of all because you grow it in your own yard you can take care of them organically.

So be good to yourself and your yard, grow some antioxidants today!

Kidz Club News

Kidz Club is our Summer Program for kids 5-10 years old and meets every other Wednesday afternoon until the end of August.

We meet at the Alden Lane Farm (at the edge of the dirt parking lot in back of Alden Lane). The cost is \$10.00 a child per class, and you can pre-register with our Alden Lane cashiers by calling 925/447-0280.

Registrations for the chicken class will close five days prior to the class on June 19th, so get your kids signed up early.



CHICKENS!

Join us at the Alden Lane Farm, Wednesday, June 24 from 3 to 4 p.m. as we visit with “the girls”– our ‘eggstra’ special laying hens. Our farmhand Anne will teach us why these birds are so productive in so many ways and how we care for them. All the kids at Kidz Club will learn each week by doing a little gardening – helping us to water, plant and harvest crops that will help out our community.

Our “girls” will be so appreciative of the help, each child will go home with a fresh egg laid by one our Alden Lane flock.



Hailey's Comments

Cheerio and Mothers Day greetings. I am Hailey, resident canine of Alden Lane Nursery, begging for your attention. We recognize our mothers this month. Where would we be without Mother Earth, Mother Nature, Mother of Pearl and the Queen Mother? Could we be calm and carry on?

We recognize the caring and nurturing qualities required in both gardeners and mothers taking care of litters. Litters in both the plant and human worlds are vulnerable and at risk in their environments. They need supplements and covering aids during frost. Both need beds, clippings (hair cuts), food and training.

Our bedding department (plants not babies) have infant plants in six pack litters to adopt. Consider the many breeds and colour varieties of flowers available; Impatiens (unlike a mother), Marigolds and Cosmos (not the mother’s magazine).

For the nocturnal mother who timetables her gardening in the cool of night with moon light and silence, Alden Lane has glow-in-the-dark plant stakes, along with fashionable yard gloves and bonnets. The shop is full of original gifts to express your appreciation for the investment your mum has put into your upbringing. Cheers my dears and caretakers to our litters.


Paws for Reflection:

*An ounce of mother is worth a pound of clergy. ~ Spanish Proverb
The phrase “working mother” is redundant. ~ Jane Sellman*

Notes for May Gardening

- Feed roses now and every two weeks for maximum rose production. Use **MaxSea plus Kelp Sea Life** for the trace elements and minerals.
- Don't miss **two great rose shows** in Pleasanton this month. See details in the newsletter.
- Thin apple and peach crops.** If too much fruit has set, you'll get fewer but larger, juicier fruit.
- Timing is important for lawn grub control. Apply **Bonide Annual Grub Beater** to your lawn or ornamental beds now while the grubs are vulnerable. One application kills grubs all season long (only one "Annual" application is needed). Apply annually, preferably in late spring or early summer.
- Deep root water trees and shrubs. Never depend on lawn watering to take care of trees and shrubs or they will end up with surface roots. Begin deep watering with a **Ross Root Feeder** now and continue monthly through the hot summer season.
- Do you have bugs on vegetables? Use **Take Down**. This is an organic pesticide made entirely of plant-based products. (Canola Oil and Pyrethrins are a derivative of a chrysanthemum plant of the same name.) In most cases vegetables can be sprayed up to the day of harvest. Also effective on ornamentals.
- Plant 4-inch vegetable plants and save several weeks of growing time. Remember to protect them from hungry snails and slugs with **Master Snail, Slug and Insect Control** or pet safe **Sluggo Plus**. It controls slugs, snails and insects.
- Scale insects affect citrus as well as a slew of ornamentals. Adults are little stationary bumps on stems and leaves. Offspring hide beneath mother's protective shell, venturing out as the weather warms searching for a new place to colonize. Control by spraying with **Master Nursery Pest Fighter Oil**. Or for tough cases on ornamental plants apply **Volck Oil mixed with Malathion**.
- Ladybugs** and praying mantis to the rescue! Control aphids, beetles, scale and leafhoppers naturally.
- Prevent olive fruit set with **Florel Fruit Eliminator**. Spray the olive when the tree has just reached full bloom. Olive flowers are very small, so watch closely. Full bloom usually occurs in early May. Spray the whole tree thoroughly. We have the names of commercial spray companies that can help too.
- Mulching does wonders** for your garden. As well as looking good, mulching conserves water and suppresses weeds and keeps roots cool. You will enjoy the results. Don't mulch right up to the plant trunk or stem. Leave 4 to 6 inches of breathing room.
- Whitewash the trunks of fruit trees with **Tree Trunk White**. Rising temperatures can heat the surface of your fruit trees and other trees to lethally hot temperatures. It's not unusual to see the entire south face of a young fruit tree cracked and scarred by sunburn. Applying a white wash coating to the trunk will reflect heat away from the tender tissue and protect the trees.
- Regular feeding for citrus. Citrus perform well with regular light feedings of **Master's Citrus Food**. Examine the directions on the citrus fertilizer bag and divide the whole year supply of fertilizer for each tree into 12 equal portions, giving the tree a little bit each month. Make quarterly applications of Iron Sulfate for optimum feeding and greening.
- Turflon Esther for Bermuda Grass Control.** Is your lawn full of that wiry stemmed, nuisance weed Bermuda Grass? If you have the typical suburban lawn grass, (Fescue or blue grass or rye grass,) you can safely apply Turflon Esther at this time of year to knock back Bermuda Grass to manageable levels. It also works wonders on Oxalis, a yellow clover look alike. (Read the label carefully, this is a valuable tool in the fight against weeds, but also has the ability to harm ornamentals nearby.)

LEAFMANIA!



It's all the rage! Folks are lining up for our popular **Concrete Leaf Classes!** If you've seen them then

you'll want to get in on the fun as well.

Imagine taking a walk through your landscape and coming upon trickling water flowing across a giant, colorful, metallicly enhanced concrete leaf of your own design - and even better - presenting your own creations to family and friends as Holiday or Birthday gifts!

Come join one of our 2 part classes (one class in making and

one class in painting) to make your own leaf (all materials included) and receive our recipe and tutorial for making more. The cost is \$75.00 for both classes, and we run a series of classes throughout the Spring and Summer.

Our next available Leaf Making Class is Saturday, May 16 from 11 am-1 pm; and another is scheduled for Saturday, June 20 from 11 am to 1 pm. Call to sign up with our Alden Lane Cashiers (925) 447-0280. The concrete has to dry thoroughly (2-3 weeks) before painting. Our cashiers will also have a list of dates available to take the Painting Class.

\$\$\$ \$ \$ \$ \$ \$ \$ \$ \$ \$ \$ \$ \$ \$ \$ \$


IT'S TIME FOR BONUS DOLLARS AGAIN!

Our traditional springtime event - **Bonus Dollars are back!** Bonus Dollars are distributed April 1st through May 31. You earn 10% of your total purchases and are paid in Alden Lane Nursery Bonus Dollars. These Bonus Dollars are redeemable August 1-31. They are to be used for up to 50% of your purchases in August. For example: if you have 10 Bonus Dollars you may use all 10 on a purchase of \$20 or more.

(Bonus Dollars are not valid with other discounts or coupons. Bonus Dollars are not valid on sod, sale items or other special orders. Sales limited to stock on hand. Not redeemable for cash. **In August, select your Bonus Dollar purchases carefully, as there are no returns allowed.**)

More Announcements

- **Hidden Gardens of the Valley Garden Tour** (benefiting the Valley Humane Society), Sunday, May 17 from 10 a.m. – 4 p.m. Tickets are \$35 and can be purchased from Alden Lane Nursery or online at www.valleyhumane.org. For more information call 925-918-0799.
- **Mosquito Fish Give Away.** Drop by the nursery on Saturday, May 9th with a pail or bucket and take away some FREE mosquito fish for your ponds or large fountains. These fish are courtesy of the Mosquito Abatement District. The hours are from 10 a.m. to 1 p.m.
- **Bonsai Classes** at Alden Lane – Make a day of it and stay for the Bonsai Club meeting afterward. May class is Saturday, May 16th 10:00-1:00, cost is \$40.00
Bonsai Class - Cascade or Root in Rock style: Cotoneaster. Students will be provided with the techniques needed to style their tree in the cascade, semi-cascade and root in rock styles. Class will consist of a basic overview of bonsai so you need not to have attended any of the previous classes, with a demonstration, then students will have an opportunity to try out their knowledge and style their own tree. A tree, pot, wire, soil and all materials will be provided. Some tools will be available to borrow, however, if you have your own, feel free to bring them.
Bonsai Club meets on the 3rd Saturday of each month, 1 p.m. at Alden Lane Nursery. Come one, come all!
- Plan to attend the **Alameda County Fair** – July 1 to July 19. (The fair is closed on Mondays). Advanced Sale Fair Tickets here in June!



Attention All Backyard Fruit Enthusiasts...

We want you to be the most successful you can be in achieving your goals of a fruitful, nutritious lifestyle. Attend multiple classes to earn yourself a ticket to the 2009 Fall Harvest Recipe Party, and get **"Alden Lane Certified"** as an official Backyard Orchard specialist! Giveaway items, information handouts, and raffle prizes will be available at every class. All classes are to run from 11 - 12 o'clock with extra time for Q & A and will cost \$5 (**bring a friend for FREE!**). Call ahead to prepay and reserve a set.

Grapes / Olives & Mature Tree Pruning

Saturday, May 16, 11 - Noon

Calling All Chicks...

It's "Bump and Pump in June" with our two fun events!!



Join us for two really fun "Girls Night Out" events in June!

✧ First, on **June 17th at 6:30 - 8:30 p.m.**, we're partnering with **Ame Beanland** to feature her new book "Postcards from the Bump" . . . a celebration of all things baby and getting ready for the big moment. This fun event should be enjoyed by anyone wanting to celebrate their "bump". Everyone will meet Ame and receive a signed copy of her new book. Plan to come to support your favorite bump carrier! We'll have food and lots of fun, plan to join us, details to follow on our website and email.

✧ Then, on **June 24th at 6:30 - 8:30 p.m.**, we will have our "Pump Party", a celebration of shoes of all kinds! It's time to kick up your heels! Ame will be back to help us rev up the fun and embrace our "soul". We're planting shoes, ogling shoes, and having a great time. Plan to join us in your best PUMPS. We'll have food and lots of fun for everyone, so don't miss out. Details to follow on our website and email.

Japanese Maples

What could be more beautiful than a Japanese Maple unfurling its delicate leaves in the spring? Japanese Maples have enjoyed many years of popularity in our gardens due to the varieties available for our many varied designs and locations.

At Alden Lane we carry a considerable range of Japanese Maples that tolerate the hot interior valley summers. They thrive in morning sun with some protection from hot dry winds. Maples are nearly trouble-free. When occasional aphids attack in early spring, a blast from a hose is all

that is needed to dislodge these unwanted guests. **Do not use Safers Soap** on maples as it will often defoliate them prematurely.

Japanese Maple Class

Japanese Maple expert, **Barry Hoffer** will offer a free seminar on landscaping with Japanese Maples. He will also cover their care and culture. The class will be held on **Sunday, May 17th from 1:00 - 3:00 p.m.**



The Plant Collectors Show At Alden Lane

Saturday, June 6th & Sunday, June 7th
10:00 a.m. to 4:00 p.m.

If you love poking around looking for new plants, want to learn more about certain plants, or you just have a passion for all things green, this show is for **YOU!**

Come out and join us for our first ever plant collectors extravaganza featuring:

- Bonsai
- Carnivorous Plants
- Cactus and Succulents
- Orchids
- Koi Fish and MORE!

This **FREE** event includes demonstrations, vendors, kids' activities, seminars, exhibits — and most of all **FUN!**

Checkout our website for more details about this exciting new show and put it on your calendar today.

Take Care of Your Soil & Your Soil Will Take Care of Your Plants

Gardening is not as much about taking care of plants as it is about taking care of soil. If your soil is amended for improved texture, contains a balanced supply of nutrients and minerals and is teeming with microscopic life, your plants will probably thrive without much additional effort from you.

Three to four inches of organic material such as yard compost, Gold Rush or Bumper Crop worked into the top 8" of soil will yield a 12" deep layer of suitable garden soil that drains well, nurtures life and produces a respectable garden harvest. Ongoing care of this soil will result in a garden that produces better and better as the years pass.

The following is a do list that can help you nurture your soil:

- ➔ **Raise the bed:** Improves drainage, helps warm the soil.
- ➔ **Incorporate organic material:** It acts as a wedge to hold clay soil open and allows water to drain more freely and permit air to occupy more of the space between soil particles.
- ➔ **Add Gypsum:** Helps leach salts from the soil, lowers pH (Try our new **Liquid Gypsum**)
- ➔ **Add mulch:** Apply 3" of bark or **Gold Rush** to reduce weeds, save water and moderate soil temperatures.
- ➔ **Add nutrients:** Fertilize with a mild fertilizer which includes micro-nutrients (**Formula 49** or **Maxsea**). Micro-nutrients are essential for healthy plant development and are sometimes missing from soils.
- ➔ **Nurture the soil microbes:** Apply **John and Bob's Soil Optimizer**. Microbes convert nutrients into forms the plant can use.
- ➔ **Water appropriately:** Water thoroughly but infrequently enough so that air is allowed back into soil between waterings, usually only every 3-10 days. Use an inexpensive **Moisture Meter** to judge soil moisture more accurately.



Recipe for Good Garden Soil!

Good Garden Soil Starts Here!!

If you are preparing a vegetable or flower garden bed, here's a tried and true soil preparation recipe that works wonders.

It lightens our heavy soil, nourishes it and buffers the pH to make it 'just right' for the success of your vegetable and flower seeds or transplants.

GOOD GARDEN SOIL!

For each 100 square feet add:

- 5 to 8— 2 cubic ft. bags **Master Gold Rush** or **Bumper Crop**®
- 5 lbs. **Iron Sulfate** to acidify and add iron.
- 10 lbs. **Master Vegetable Food** or **Master Flower Food**, **Master Formula 49** can be used for ground covers.
- 50 lbs. **Gypsum**. It loosens hard soils as it adds sulfur & calcium. (An excellent addition in our heavy soil.) Try out the new **Liquid Gypsum**

Mix well with your soil to an 8" depth and water well.

Orchid University

BASIC ORCHID CARE AND BEYOND!

Previously we offered Orchid U in 3 night time sessions, but this year we have combined those 3 workshops into one comprehensive session divided into three parts. We cover all the practical matters of orchid care and blooming into an easy to understand format, but we go beyond basic boot camp to include a hands on repotting session. You are encouraged to bring up to three candidates for repotting from your own collection (you bring the pot – we provide the instructions and planting mix). We will also study such subjects as purchasing orchids, orchids to grow outside, dividing and propagating, pests and diseases, deciphering labels, greenhouses, indoor growing areas with lights, orchid “hospitalization” – and so much more!



Our Orchid instructor, Sue Fordyce, has co-owned and operated a family orchid business for 25 years and is a favorite speaker throughout the US and Canada on this subject. Her informal style and easy communication invites a clearer understanding of this often confusing family of orchids.

Please join us June 27th from 10 am to 1:30, bring a sack lunch and up to 3 orchids to repot. The cost is \$45.00 and you may sign up with our

Alden Lane Cashiers. You will receive an Orchid U binder with class materials and a section for notes. Classes fill up fast, so sign up today! Alden Lane will also repeat this class **July 25th 10 am – 1:30 pm** if you can't fit the June class into your schedule. If you have questions, please call Sue at Alden Lane (925) 447-0280.

Orchids 101

Need a refresher course on refreshing your orchids? Join us every second Saturday of the month at 11:00 am for Orchids 101. The cost is \$10 and **bring a friend for free!**

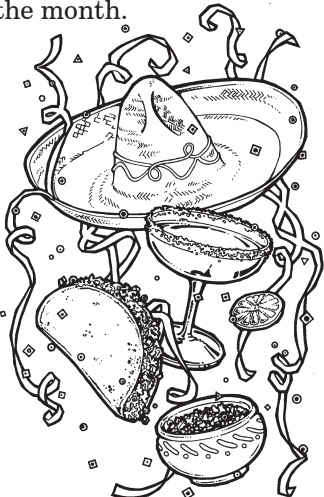
Sue will cover all the basics at this one and a half hour “Boot Camp” to Orchid Success. **Our next class is scheduled for May 9th at 11:00 am.**

Celebrate Mother's Day by giving this class to your mom and give the gift of your presence too! Sign up with our cashiers today! 925-447-0280.



Salsa Alert

This summer's salsa is at Alden Lane Nursery today! If you forgot to plant your tomatoes, peppers and cilantro for zesty salsa - don't worry there's still time this month to plant a vegetable garden so hurry down and let us help you choose the right varieties of tomatoes, peppers, squash, cucumbers, beans, corn and eggplant for your summer cooking. We have a large selection of varieties available through the end of the month.



Mark your calendars for ART UNDER THE OAKS

July 11th and 12th from 11:00 am to 4:00 pm

This — the **23rd Annual Art Under the Oaks** — promises to continue to delight the art, wine, music and fruit lover! We'll have local wineries pouring samples, local artists will be on hand demonstrating and selling their crafts, and music will fill the grounds. Dave Wilson Nursery will hold their annual **summer fruit tasting** . . . so yummy you won't want to miss it! There are raffle prizes every hour, if your name is pulled on Sunday at 4pm you win the grand prize piece of original art valued at over \$200.00. Every hour winners receive a \$25.00 gift certificate to the nursery.

Music lovers can enjoy live music both days. Joey Altman and the Back Burner Blues Band will perform on Saturday from 11-1 p.m. Also playing are The Cool Tones, performing Saturday from 1:30-2:30 p.m. Returning for their annual performance is the Stony Ridge Ramblers, performing on Saturday from 2:30-4 p.m.

Sunday performances include *Jack Pollard's Party of Two* playing from 11-1 p.m. *Sycamore Strings Academy* will perform from 1:30-2:30 p.m. And to conclude the event on Sunday, one of our favorites, the *Pleasanton Community Concert Band* will perform from 2:30-4 p.m.

Admission is FREE, Parking is FREE. Additional FREE parking is available at Sunset Office Plaza located at the corner of Concannon and Holmes-FREE SHUTTLES. For more information, contact the nursery at (925) 447-0280 or visit www.aldenlane.com



From The Garden Store ANDREA'S FAVES

Mary Lake-Thompson

"Market to Market Tote – Shop in Style!"

Mary is the designer and vision behind all of the products at Mary Lake-Thompson Ltd. She oversees everything from initial design concept to the end product. Mary started drawing and painting from the time she was a young child and never looked back. She attended the San Francisco Art Institute where she majored in Photography. After graduating, Mary grew tired of the city life and chose to move to the quiet town of Oroville. It is in historic downtown Oroville that Mary really began her career as a commercial artist. Soon after moving to Oroville, she and her husband Richard had two daughters, Sara and Abby. Mary's beautiful children served well as inspiration in her first paintings. She often used them in illustrations along with her many beloved animals and gardens.

Mary Lake-Thompson designs and produces SOAPS, TOWELS, APRONS, TOTES, bath products, drawer liners, sachets and most recently, napkins and hats. Mary has been able to use her own unique designs on all of these products as well as using reproductions of vintage art.

All of the products are handmade, it is important to Mary that her products remain made in the USA which allows her to insure the highest quality and uniqueness.

Come by our Garden Store to see Mary's unique line of soaps, 100% cotton flour sack towels, aprons and totes.



16" x 16" woven poly tote!
Easily carries a full load of groceries.

Perfect Gift for Mom!

Rose Spray Program



The program combines disease and pest control with fertilizer. The following are the ingredients to make up the basic spray and the amount of each to be combined and added to 1 gallon of water.

Bayer Insect Disease and Mite Control	5-1/4 tablespoons
MAXSEA 16-16-16	1 tablespoon
Gromore Seaweed Extract	4 tablespoons
Vinegar	1 tablespoon

The first spray should be made at the moment disease is first noticeable, then as needed thereafter. For maximum protection and feeding, you can spray every 10 days through the spring growing season. Read and follow pesticide labels. **Remember never spray or feed a thirsty plant.** Always water your plants well the day before. It's important to avoid the heat of the day

when treating and take care with your dilutions (don't overdose)!

Win A Free Pair of Modern Bush Roses Plus Planting Supplies



- ★ A Pair of Modern Bush Rose
- ★ 1.5 cu. ft. Master's Rose Planting Mix
- ★ 4 lbs. Master Start

A \$85.00 Value

No purchase necessary.
Need not be present to win.
Drawing to be held May 31, 2009.

MODERN BUSH ROSES

May 2009

Name: _____

Address: _____

City: _____

Phone: _____

Email: _____

Yes, I would like to receive the newsletter online.



981 Alden Lane
Livermore, CA 94550
(925) 447-0280

Change Service Requested

PRSR STD
U.S. POSTAGE
PAID
PERMIT #274
Livermore, CA

IMPORTANT!
Time Critical
Please Deliver Promptly

ALDEN LANE NURSERY HOURS: 8:30 a.m. to 6:00 p.m. each day
We will be **open Memorial Day, May 25, 2009 until 5 p.m.** for all your gardening needs.

SPECIAL COUPON

Present This Coupon & A Canned Food Item
TO RECEIVE FREE

A 2 inch
Pumpkin Seedling!!



(99¢ Value)

Food Donations are Optional. All donations go to local relief agencies. One coupon per family, please!
Offer Good May 1-31, 2009.

HOW TO FIND ALDEN LANE NURSERY

