



Alden Lane Nursery Newsletter

JANUARY 2009

Serving You Since 1955

981 Alden Lane, Livermore, CA • www.aldenlane.com • (925) 447-0280

Announcements

- **Watch the Valley Gardener** for great gardening tips with host Jacquie Williams-Courtright at 7:30 am every day, repeated on Saturday & Sunday at 11 am.
- **The Livermore Amador Valley Garden Club** will meet Jan. 8th at 7 p.m. at the Alisal Elementary School multipurpose room, 1454 Santa Rita Road, Pleasanton. The program will feature Kathy Echols, an instructor in the Horticulture Department at Diablo Valley College. She specializes in Australian plants, rare & unusual perennials, and California natives. Visitors are welcome. For more info call Sally (925) 417-8809.
- **Mt. Diablo Rose Society** meets the second Wednesday of the month, 7:30 p.m. at the Dublin Library, 200 Civic Plaza, Dublin. Call for details 829-4929.
- **Master Composter Training Program Accepting Applications for 2009.** Stopwaste.org is offering a 4 month training and educational program to promote recycling of organic materials. If interested visit the website at www.BayFriendly.org to apply on-line or download an application.
- Don't miss our **Vegetable Gardening Seminar**. Join us on Saturday, February 21st at 11 a.m. The grower of all our Heirloom vegetables, Ginger from **Sun Catcher Harvest**, will provide growing secrets and help with variety selection. She will also share some delicious recipes to use with your home grown produce. This is a free class but call ahead to reserve a seat. Come and learn from this wonderful resource. Your garden will be bountiful and your family will be eating healthy!

Alden Lane Nursery presents The 3rd Annual Orchids



Under the Oaks "Pathways through Paradise"

January 10th & 11th

Please join us for our **3rd Annual Orchid Show and Sale** – a "free vacation" in the tropics as you stroll through our "**Pathways through Paradise**" display in our greenhouse. We are featuring a wonderland of exotic orchids in our interactive exhibit.

BUT WAIT! THERE'S MORE! Don't miss the **Orchid Marketplace** – A tempting array offering thousands of orchids for sale by a variety of vendors from throughout California.



Got questions? The orchid doctor has the answers and will be available during show hours. To quench your thirst for MORE orchid knowledge, we have SIX Seminars scheduled with orchid experts (see our website for times and topics (www.aldenlane.com)).


Alden Lane in partnership with the **International Greenhouse Company** is selling opportunity tickets to win a fabulous little greenhouse, with all proceeds benefiting *Open Heart Kitchen*, serving meals to those in need in Livermore, Pleasanton and Dublin. Opportunity tickets for the greenhouse giveaway are on sale now until January 11th at 4 pm. (\$1 per ticket or get 10 tickets for a \$7.00 donation).

Indulge yourself and your senses as you experience the heavenly beauty and aromas of our little paradise created just for you – right in the heart of winter. **Forget your cares and come vacation with us at this free event**
All venues are indoors – no sunscreen required!

Attention All Backyard Fruit Enthusiasts...

Bumper crops and heavy harvests await those who attend our monthly fruit growing seminars. Get in depth instruction on a different fruit each month, as well as techniques in pruning, disease control, and much more! We will cover the entire "backyard orchard" over the year including grapes, berries, and citrus fruits. We want you to be the most successful you can be in achieving your goals of a fruitful, nutritious lifestyle. Attend multiple classes to earn yourself a ticket to the **2009 Fall Harvest Recipe Party**, and get "Alden Lane Certified" as an official Backyard Orchard specialist! Giveaway items, information handouts, and raffle prizes will be available at every class. All classes are to run from 11 – 12 o'clock with extra time for Q & A and will **cost \$5 (bring a friend for Free!)**. Here's what's expected:

• October 18	Apples / Pears & Fall Pruning
• November 15	Peaches / Nectarines & Disease Control
• December 20	Nut Trees & Dormant Pruning
• January 17	Apricot / Plums / Pluots & Frost Protection / Bare Root Planting
• February	Cherries & Insect Control
• March	Citrus & Home Orchard
• April	Multigrafts / "Fruit Salad" Trees & Fruit Thinning
• May	Grapes / Olives & Mature Tree Pruning
• June	Pomegranates / Persimmons & Feeding & Soil Conditions
• July	Berries & Summer Pruning
• August	Figs, Guava, other & Birds, squirrels, etc
• September	Espaliers & Recipes



JANUARY BACKYARD ORCHARD SEMINAR

January 17th

11:00 - 12:00 noon

January is here, it's time to get started on the new year and a new crop in the backyard orchard. I'm sure a lot of you have made resolutions to exercise more, eat healthier, or maybe spend less money this year, and to you I say "**PLANT A FRUIT TREE!**" you could kill three birds with one stone! This is the month for "Bare Root" planting which is the absolute best way to establish most fruit trees and berries. It is also a frosty time of year, so don't forget to cover those frost tender citrus and Avocado trees and give them a good drink if it hasn't been raining.

In January we will demonstrate how to plant a bare root fruit tree in your backyard. Step by step and "hands on" we'll take you through the entire process including amending the soil, digging the hole, and initial pruning. Along with our planting demonstration and discussion on continued frost protection, the specific fruit topic of the month will be Apricots and Plums. This will include all of their relatives such as Pluots, Apriums, Plum-cots, etc. These close relatives have some specific needs as far as pruning, training, and disease control that we will take a close look at.

This hands-on seminar is only \$5.00 and you can bring a friend for FREE! Call ahead to register and pre-pay, 925-447-0280.

Notes for January Gardening

🎵 **Move your living tree outdoors.** Care for other holiday gift plants such as azaleas and camellias by placing them outside where they will thrive in cooler temperatures.

🎵 Keep your New Year's Resolution . . . Join the **Livermore-Amador Valley Garden Club**. Call to join — phone: 925-417-8809.

🎵 Remember **Seed Potatoes** are available now. Choose red, white and russet, purple and yellow varieties.


🎵 Brighten the garden with **jewel colored bedding plants**. Refresh your garden containers with primroses, pansies, Iceland poppies and more. Check with the staff!

🎵 **Choose azaleas and camellias** now while they are in bloom. The selection is great and you'll pick just the right color for your winter garden.

🎵 **Feed the lawn monthly** even during cold winter months. This maintains its green color and minimizes rust disease. **Master's Fall and Winter Lawn Fertilizer** is especially formulated for the season.

🎵 Crabgrass has pale green-yellow foliage that spreads through your darker green lawn, spoiling the uniform good looks. Crabgrass dies with the onset on cold weather, leaving seeds that will sprout as the spring weather warms the soil. **January and February are the months to prevent crabgrass from sprouting** in your lawn. Applying **Master's Lawn Fertilizer Plus Crabgrass Control** now will prevent crabgrass seeds from sprouting.

🎵 And don't forget to add some zing to your cooking. **Garlic starts are here.** Garlic should be planted through early January for the best results.



Hailey's Comments

My dear gardening enthusiasts, it's your local nursery dog with canine awareness. I'm here to bark in the New Year and what a year this will be. The human folk had their memorable Y2K, we pooches paws and acknowledge the year of the dog, Y2K9.

Just as you pups thrive on the affection and attention of your caretakers, roses need the same bonding experience with their domestic gardeners. General pruning principles apply to all roses, but there are differences between classes. Old garden roses, shrub roses, once-blooming roses, English roses, etc, require breed-specific bathing, feeding, and pruning instructions. The trimming accomplishes several tasks: to remove diseased wood, increase air circulation, keep the shrub from becoming a matted mess; encourage the growth of new wood and shape the plant. Likewise, dogs who are regularly groomed, tend to attract attention like that of a single cut rose.

*Alden Lane has **free rose pruning demonstrations**, January 17th, 18th, and 24th with Rose Masters: **David** (Bow Wow) **Lowell** and also **Ken & Judy Jones** (Rose Bones). Successfully training your roses is always a task that requires a lot of patience and understanding, but the rewards are many, and your roses will surely appreciate your efforts. Reserve your kennel spot with your trainer at Alden Lane Nursery Information.*

Paws for Reflection: *Stop to smell the roses, and the grass, and the trees and anything else you deem interesting.*

Livermore Recycles Christmas Trees 3 Ways

❶ **Christmas Tree Recycling** – If you haven't made arrangements for your cut Christmas tree yet, it can be dropped off at the nursery on Saturday, January 3rd from 8:30 to 3:00. Local Boy Scouts will be on hand to take your cut tree for a \$5+ donation.

❷ **Special One-Time Tree Pickup** – Week of January 5, 2009. On your regular service day, a special truck will pass down your street and pick up Christmas trees at the curb. Trees must be at the curb no later than 6:00 a.m. Please adhere to these restrictions:

- Only clean trees are acceptable (no flocking, tinsel, or tree stands)
- Trees must be cut to 6' or less
- If you have any questions please contact Waste Management 447-1300.

❸ **Using Your Green Waste Cart:** Use your Green Waste cart to recycle Christmas trees anytime after the holiday with the following restrictions:

- Only clean trees are acceptable (no flocking, tinsel, or tree stands)
- Trees must be cut into lengths that will allow the lid or cart to easily and completely close
- If you have any questions please call 447-1300.

In Pleasanton call Pleasanton Garbage Service at 846-2042 or your local Boy Scout Troop for details.

JANUARY IS PRUNING MONTH!



As the temperatures have typically dropped and held low for a few weeks by mid-January, most deciduous trees and shrubs are ready for their annual pruning. Alden Lane Nursery has a few helpful resources for assisting you in this sometimes overwhelming subject.

▲ First of all, please take advantage of a number of **pruning classes** scheduled over the next month or so. (See our web page for a schedule.) We also have a great selection of tools and gloves and helpful pruning books. Our web page also includes pruning diagrams for guidance.

▲ For pruning fruit trees, pick up a copy of a very handy pruning book titled, **“How to Prune Fruit Trees”** by Robert Sanford Martin. This book packs a wealth of information into its 90 pages, covering virtually every type of fruit tree and fruiting vine home gardeners will encounter. The book illustrates and explains in a brief format how each type of tree produces fruit and what pruning is required to help, not hinder fruit production. Every fruit tree owner should have a copy.

▲ Another big help in the process of pruning trees is good tools. **Barnel Ultra Reach Telescopic Precision Lopper** simplifies a lot of tasks including pruning above your reach. It is well designed and sturdy, this pruner combines the reach of a pole with the leverage and strength of a pair of loppers. One can prune branches ordinarily out of reach, with the easy to grip handle and lopper-like action that magnifies your strength. Cuts up to 1.5" and telescopes to about 8'.

▲ As long as we are talking about pruners, **Felco Pruners** are our very favorite hand pruners. Felco shears lasting for decades. Felcos come in a variety of sizes and types (including left handed shears.) We have Felcos

displayed where you can give them a test drive. Come in and see them.


▲ Finally in the line up of pruning aids, what can be more helpful than a good pair of gardening gloves. **West County Gloves** offers a nice collection of well made gloves that are comfortable and engineered to wear well. This company is a Bay Area local, beginning its life in the sports apparel industry. Gardening is popular across all demographics, and when designer/founder (bicyclist) Beverly Schor was dissatisfied with the available gardening gloves, she went to work designing her own pair. The result is practical, attractive and comfortable.

In addition to a good general purpose gardening glove, West County Gloves also produces the amazing **“American Beauty” Gauntlet rose glove**. Tested here at the nursery, this glove will allow you to thrust your hands into rose pruning chores without fear of thorns tearing up your hands. We have found the synthetic suede cloth completely stops thorns before reaching the skin. We would be happy to show you a pair.

Mark Your Calendars Now!

41st Annual Bay Area Daffodil Show is co-sponsored by the Northern California Daffodil Society and Alden Lane Nursery. Groom those blooms to enter on Saturday morning, March 7th between 6 and 10 a.m. *Watch for more details in the next newsletter.*

- Come by:
 - March 7th 1 p.m. to 5 p.m.
 - March 8th 9 p.m. to 4 p.m.
- **Daffodil Lecture:**
 - Saturday, March 7th at 2:00 p.m.
- Plan to attend a free special guest lecture on **“Greet Spring in Your Garden with New Daffodils”** by Bob Spotts.



BASIC PRUNING TECHNIQUES

Pruning time is here again, and people are asking the inevitable questions: what, when, why and how should I prune?

Let's review the basics:

- ✓ Generally, trees are pruned when they are in their most dormant state. December and January are ideal times for pruning most deciduous fruit and shade trees. The exceptions to this rule of thumb are ornamental trees and shrubs grown especially for their spring flowers. Flowering plum, peach and cherry trees, magnolia, as well as forsythia, lilac and a few others are pruned just after blooming in the spring in order to avoid removing flower buds. Evergreen plants may be pruned year round, but best results are achieved in late winter or late summer just before the seasonal flush of new growth. Evergreen plants susceptible to frost damage such as citrus, oleander or bottlebrush should be pruned after danger of frost in early spring.
- ✓ It is important to use the proper tools when pruning. Hand shears are used for branches up to 1/4" inch in diameter. Loppers are used for branches up to the size of a quarter. Use pruning saws for any limbs larger than this. Keeping in mind the basic objectives of pruning will make the job easier.
- ✓ The first objective is to maintain plant health. Always begin by removing dead, diseased, or injured wood.
- ✓ The next objective is to control and shape plant growth. Start by removing all crossing branches and wayward limbs.
- ✓ Pruning also is used to increase flower and fruit production and quality.
- ✓ There are specific techniques for achieving these last two desired results.
- ✓ "Thinning" is a technique whereby whole branches are removed from heavily wooded areas of trees and shrubs. It's important to make a smooth cut to the parent plant limb. Stubs will only die back, inviting disease and insect problems.
- ✓ "Heading back" is a method of shortening existing branches to a more desirable length. Growth is redirected by pruning to a bud that will grow in the direction you wish. Pruning to an outside bud is usually best.



Pruning Seminars Available

Please call ahead to reserve a seat – 925-447-0280.

► Saturday, January 17th at 11:00 a.m.

Pruning Apricots, Plums, and Pluots. Frost Protection and Bare Root Planting

If you missed our earlier pruning classes, Josh will be happy to field all your pruning questions. **Fee: \$5.00** — **Bring a friend for FREE!**

► Saturday and Sunday, January 17th & 18th: 10:00 a.m. on Saturday and 1:00 p.m. on Sunday.

Join us for our ever popular **Rose Care and Pruning Seminars** with presenters All American Rose Selections (AARS) consulting rosarians **David Lowell and Ken & Judy Jones**. David will present on Saturday, and Ken & Judy on Sunday. They will speak about proper pruning techniques, feeding, and general care as well as the best varieties for the Valley. **FREE!**

► Saturday, January 24th from 11:00 a.m. to 12:45 p.m.

Rose Care and Pruning repeated at Alden Lane with consulting rosarians **Ken & Judy Jones**. **FREE!**

► Saturday, January 24th from 1:00 p.m. to 2:30 p.m.

Grape Care and Pruning here at Alden Lane Nursery with **Jim Ryan of Concannon Vineyards**. **FREE!**

► Saturday, January 31st at 11:00 a.m. - Last Pruning Basics Class

Learn the basics to shape deciduous trees and shrubs, prune fruit trees properly, or get any of your own pruning questions answered. **FREE!**

Las Positas College Horticulture Classes

Call now for registration information for great horticulture classes – 373-5800. The spring semester begins Jan. 20th. You can log on www.laspositascollege.edu. Register now! In addition to great Horticultural offerings check into the Viticulture and Winery Technology classes.

From The Garden Store
ANDREA'S FAVES

“Be Kind to Your Precious Hands”

THE NAKED BEE

“All of the Good Stuff — None of the Bad Stuff”

All natural, good-for-you products with no artificial or bad-for-you ingredients. Convenient and compact, great for travel, gifts, purse and glove box. Concentrated, so a little goes a long way. The scent is a sublime blend of Orange Blossom and Honey with refreshing Citrus, great for the whole family.


All of the good stuff . . .

- 70% organic skin conditioning lotion and moisturizer for hand and body
- Triple milled oatmeal soap with saponified beeswax and guar gum
- Organic olive oil, honey and beeswax lip balm
- Clean burning 100% paraffin-free palm wax and beeswax travel candle

None of the bad stuff . . .

- Paraben-Free
- No propylene glycol or mineral oil
- No dyes or pigment
- No lauryl or laureth sulfate
- Absolutely NO animal testing- ever!

Affordable to everyone hence the compact, concentrated and convenient sizes. Just high quality, good for you, unpretentious, easy to carry products!



Holm Family Cookbook

Themed Around the Livermore Community's History and Culture – *“A Culinary Tale of Danish Tradition and Western Lore in the Golden State of California”*

The Holm Family Cookbook started several years ago as an effort to preserve the recipes of the matriarchs of the Holm Family, Ida Jessen Holm and her daughter-in-law, Ione Teeter Holm. It all began in 1997, when Ione Holm was 91 years old and her granddaughter, Nancy Calhoun Mueller, pulled an article out of the July issue of *Family Circle* magazine entitled, “Rescuing Family Recipes,” and a sub-article, “Heritage Cookbook How-To’s.” Nancy knew the Holm family

was on the verge of losing many of Ione’s recipes and the Holm family traditions. So Nancy searched through Ione’s recipe box and cookbooks and began compiling a collection of her recipes and the recipes Ida Holm had passed on to Ione. After Ione’s death in February of 1998, Nancy began in earnest to reach out to extended family members, letting them know that she wanted to coordinate a family cookbook and asked them to send her photos, stories, and recipes.

From tattered cards in time-worn recipe boxes, hastily scribbled notes, and emails from friends, the recipes in this cookbook arrived from the kitchens of five generations of Holm women and close friends of the family. Realizing that the project was too large to finish on her own, Nancy enlisted

the help of her sisters, mother, cousin, and aunt. And, when the collection of photos, stories, and recipes became too overwhelming for all of them, a book designer, Carol Salvin, was hired to piece it all together.

From its humble beginnings 9 years ago, this group of dedicated women have self-published a 240 page illustrated cookbook. The cookbook is dedicated to Ione and Ida Holm and themed around their Danish and Western heritage and traditions, and the Livermore community’s history and culture.

Be sure to pick up a copy at Alden Lane. We know you will love it!!

***Some Eat to Live –
 We Live to Eat!***

Fresh Fruit From Your Garden!!

Nothing beats the taste of a sun-warm, tree-ripened fruit picked straight from the tree in your own yard. You know it's fresh, juicy and with the right cultivation, pesticide and chemical-free which you can't always say about store bought fruit, which is often held in cold storage for months and has been treated with who-knows-what to get that perfect market appearance!

We have a great inventory of fruit trees, berries and grapes available for your selection. All of our trees are planted in bio-degradable pulp pots which prevents damage of the roots and from drying out. This means you'll



have even more success than with traditional bareroot plants.

Consider using fruit trees in the yard to provide shade or block unwanted views. You don't need a lot of space. Grow an espaliered apple or pear along your fence or wall train a grape or kiwi up over an arbor or trellis, plant a dwarf peach or apple in a container on your deck. Plant a combination "fruit salad" tree - it will give you a summer of fruit!

Watch out for news of our new culinary-themed demonstration gardens coming this year which will show ways of adding fruit to your garden and many more.

Varieties on our list are selected to be successful in our area. Also there is a choice of two different combination



Fruit Salad trees and over 20 varieties of grapes.

So come in and meet our expert staff. They'll be happy to help you choose the correct varieties based on ripening times, taste and space availability. We'll provide you with planting instructions and all the necessary items and knowledge to get you growing. Whether you have space for a whole orchard or just a single tree - come in and see our extensive selection and soon you'll be picking ripe fruit from your garden.

Plant a Memory With A Fragrant Rose

What's the first thing we do when we see a beautiful rose? If your answer to this question is that we smell its lovely fragrance, then you'll be pleased to know that rose hybridizers are making fragrance one of their priorities in the breeding process.

It has been said that our sense of smell is the most powerful of our five senses in provoking memory. What better way to plant your own memories than with one of our new 2009 fragrant roses?



Win A Free Pair of \$34.99 Roses YOUR CHOICE!!!



A \$69.98 Value

No purchase necessary. Need not be present to win. Drawing to be held on January 31, 2009.

ROSES
January 2009

Name: _____

Address: _____

City: _____

Phone: _____

Email: _____

Yes, I would like to receive the newsletter online.

SPECIAL COUPON

Present This Coupon & A Canned Food Item
TO RECEIVE FREE



A Bare Root Rhubarb Plant & Recipe for Strawberry-Rhubarb Pie!

(\$2.99 Value)

Food Donations are Optional. All donations go to local relief agencies. One coupon per family, please!
Offer Good January 2-31, 2009.

HOW TO FIND ALDEN LANE NURSERY



Special January & February Hours For Alden Lane Nursery: We will be open 8:30 a.m. – 5:00 p.m. January and February with the exception of the following dates: On February 4th – 6th and 11th – 13th, we will open at 9:00 a.m. instead of 8:30 a.m. to accommodate staff training.



981 Alden Lane
Livermore, CA 94550
(925) 447-0280

Change Service Requested

IMPORTANT!
Time Critical
Please Deliver Promptly

PRSR STD
U.S. POSTAGE
PAID
PERMIT #274
Livermore, CA